

Product Datasheet

MRPL42 Antibody (3H6H2) - BSA Free NBP2-37385

Unit Size: 0.1 ml

Store at 4C short term. Aliquot and store at -20C long term. Avoid freeze-thaw cycles.

www.novusbio.com



technical@novusbio.com

Protocols, Publications, Related Products, Reviews, Research Tools and Images at:
www.novusbio.com/NBP2-37385

Updated 9/9/2025 v.20.1

Earn rewards for product
reviews and publications.

Submit a publication at www.novusbio.com/publications

Submit a review at www.novusbio.com/reviews/destination/NBP2-37385



NBP2-37385

MRPL42 Antibody (3H6H2) - BSA Free

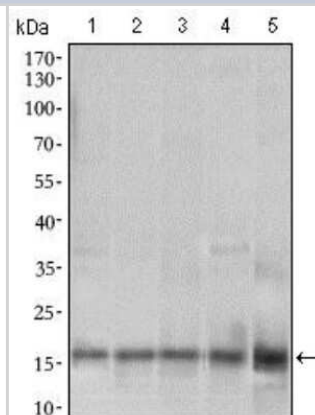
Product Information	
Unit Size	0.1 ml
Concentration	1 mg/ml
Storage	Store at 4C short term. Aliquot and store at -20C long term. Avoid freeze-thaw cycles.
Clonality	Monoclonal
Clone	3H6H2
Preservative	0.05% Sodium Azide
Isotype	IgG1
Purity	Protein G purified
Buffer	PBS
Target Molecular Weight	16.6 kDa

Product Description	
Description	Novus Biologicals Mouse MRPL42 Antibody (3H6H2) - BSA Free (NBP2-37385) is a monoclonal antibody validated for use in IHC, WB, ELISA and Flow. All Novus Biologicals antibodies are covered by our 100% guarantee.
Host	Mouse
Gene ID	28977
Gene Symbol	MRPL42
Species	Human
Immunogen	Purified recombinant fragment of human MRPL42 (AA: 10-142) expressed in E. Coli.

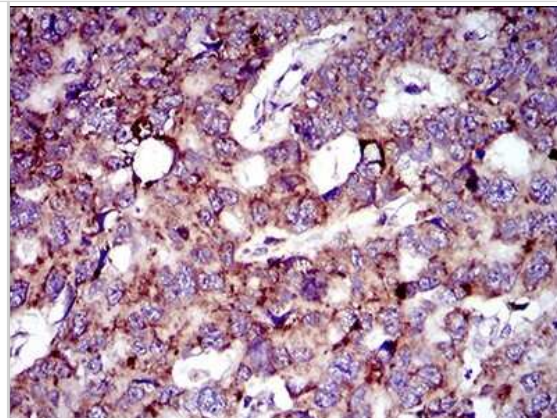
Product Application Details	
Applications	Western Blot, Immunohistochemistry-Paraffin, ELISA, Flow Cytometry, Immunohistochemistry, CyTOF-ready
Recommended Dilutions	Western Blot 1:500 - 1:2000, Flow Cytometry 1:200 - 1:400, ELISA 1:10000, Immunohistochemistry 1:200 - 1:1000, Immunohistochemistry-Paraffin 1:200 - 1:1000, CyTOF-ready
Application Notes	This antibody is Cytof ready.

Images

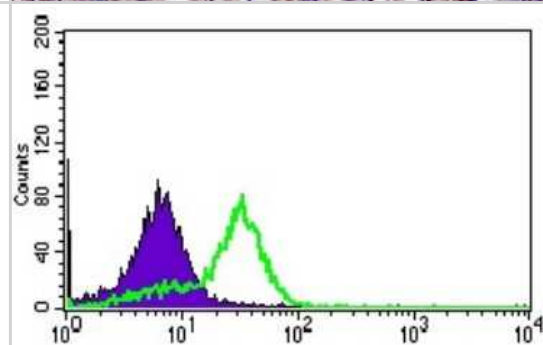
Western Blot: MRPL42 Antibody (3H6H2) [NBP2-37385] - Western blot analysis using MRPL42 mouse mAb against HL7702 (1), SMMC-7721 (2), HEK293 (3), HeLa (4) and Raji (5) cell lysate.



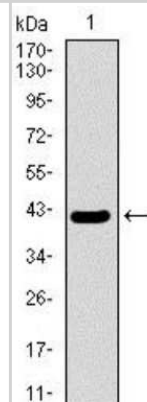
Immunohistochemistry: MRPL42 Antibody (3H6H2) [NBP2-37385] - Immunohistochemical analysis of paraffin-embedded esophageal cancer tissues using MRPL42 mouse mAb with DAB staining.



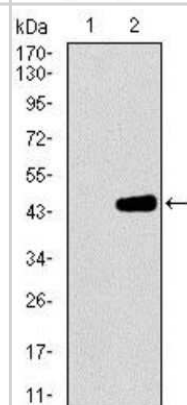
Flow Cytometry: MRPL42 Antibody (3H6H2) [NBP2-37385] - Flow cytometric analysis of HepG2 cells using MRPL42 mouse mAb (green) and negative control (purple).



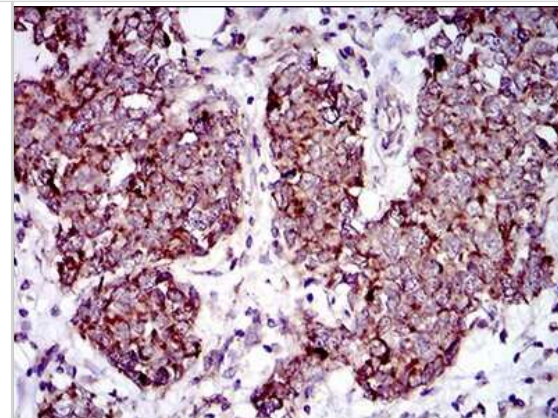
Western Blot: MRPL42 Antibody (3H6H2) [NBP2-37385] - Western blot analysis using MRPL42 mAb against human MRPL42 recombinant protein. (Expected MW is 41.2 kDa)



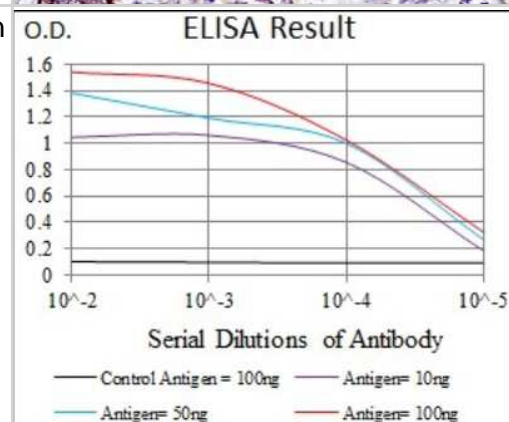
Western Blot: MRPL42 Antibody (3H6H2) [NBP2-37385] - Western blot analysis using MRPL42 mAb against HEK293 (1) and MRPL42 (AA: 10-142)-hlgGFc transfected HEK293 (2) cell lysate.



Immunohistochemistry: MRPL42 Antibody (3H6H2) [NBP2-37385] - Immunohistochemical analysis of paraffin-embedded breast cancer tissues using MRPL42 mouse mAb with DAB staining.



ELISA: MRPL42 Antibody (3H6H2) [NBP2-37385] - Red: Control Antigen (100ng); Purple: Antigen (10ng); Green: Antigen (50ng); Blue: Antigen (100ng);





Novus Biologicals USA

10730 E. Briarwood Avenue
Centennial, CO 80112
USA
Phone: 303.730.1950
Toll Free: 1.888.506.6887
Fax: 303.730.1966
nb-customerservice@bio-techne.com

Bio-Techne Canada

21 Canmotor Ave
Toronto, ON M8Z 4E6
Canada
Phone: 905.827.6400
Toll Free: 855.668.8722
Fax: 905.827.6402
canada.inquires@bio-techne.com

Bio-Techne Ltd

19 Barton Lane
Abingdon Science Park
Abingdon, OX14 3NB, United Kingdom
Phone: (44) (0) 1235 529449
Free Phone: 0800 37 34 15
Fax: (44) (0) 1235 533420
info.EMEA@bio-techne.com

General Contact Information

www.novusbio.com
Technical Support: nb-technical@bio-techne.com
Orders: nb-customerservice@bio-techne.com
General: novus@novusbio.com

Products Related to NBP2-37385

HAF007	Goat anti-Mouse IgG Secondary Antibody [HRP]
NB720-B	Rabbit anti-Mouse IgG (H+L) Secondary Antibody [Biotin]
NBP1-97005-0.5mg	Mouse IgG1 Isotype Control (MG1)
NBP1-83171PEP	MRPL42 Recombinant Protein Antigen

Limitations

This product is for research use only and is not approved for use in humans or in clinical diagnosis. Primary Antibodies are guaranteed for 1 year from date of receipt.

For more information on our 100% guarantee, please visit www.novusbio.com/guarantee

Earn gift cards/discounts by submitting a review: www.novusbio.com/reviews/submit/NBP2-37385

Earn gift cards/discounts by submitting a publication using this product:
www.novusbio.com/publications

