

Product Datasheet

CD14 Antibody (1H5D8) - BSA Free NBP2-37295

Unit Size: 0.1 ml

Store at 4C short term. Aliquot and store at -20C long term. Avoid freeze-thaw cycles.

www.novusbio.com



technical@novusbio.com

Reviews: 1 Publications: 1

Protocols, Publications, Related Products, Reviews, Research Tools and Images at:
www.novusbio.com/NBP2-37295

Updated 9/9/2025 v.20.1

**Earn rewards for product
reviews and publications.**

Submit a publication at www.novusbio.com/publications

Submit a review at www.novusbio.com/reviews/destination/NBP2-37295



NBP2-37295

CD14 Antibody (1H5D8) - BSA Free

Product Information

Unit Size	0.1 ml
Concentration	1 mg/ml
Storage	Store at 4C short term. Aliquot and store at -20C long term. Avoid freeze-thaw cycles.
Clonality	Monoclonal
Clone	1H5D8
Preservative	0.05% Sodium Azide
Isotype	IgG2a
Purity	Protein G purified
Buffer	PBS
Target Molecular Weight	40 kDa

Product Description


Description	Novus Biologicals Mouse CD14 Antibody (1H5D8) - BSA Free (NBP2-37295) is a monoclonal antibody validated for use in IHC, WB, ELISA and ICC/IF. Anti-CD14 Antibody: Cited in 1 publication. All Novus Biologicals antibodies are covered by our 100% guarantee.
Host	Mouse
Gene ID	929
Gene Symbol	CD14
Species	Human
Immunogen	Purified recombinant fragment of human CD14 (AA: 20-214) expressed in E. Coli.

Product Application Details

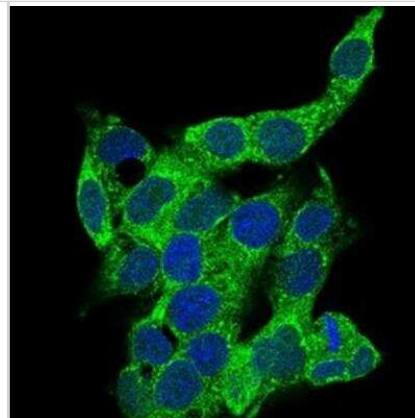
Applications	Western Blot, Immunohistochemistry-Paraffin, ELISA, Immunocytochemistry/Immunofluorescence, Immunohistochemistry
Recommended Dilutions	Western Blot 1:500 - 1:2000, ELISA 1:10000, Immunohistochemistry 1:200 - 1:1000, Immunocytochemistry/ Immunofluorescence 1:200 - 1:1000, Immunohistochemistry-Paraffin

Images

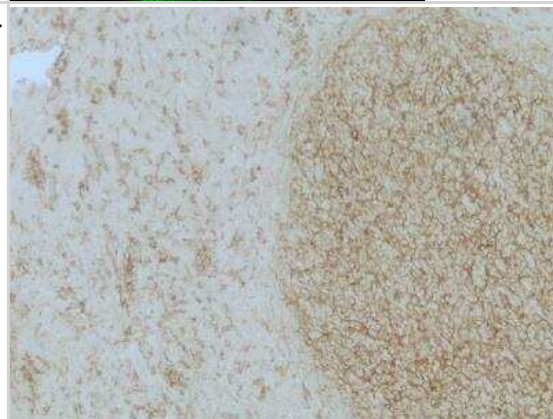
Western Blot: CD14 Antibody (1H5D8) [NBP2-37295] - Analysis using CD14 mAb against HEK293 (1) and CD14 (AA: 20-214)-hlgGfc transfected HEK293 (2) cell lysate.



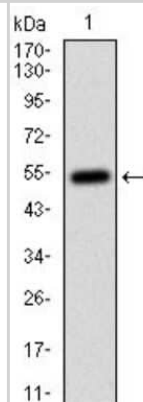
Immunocytochemistry/Immunofluorescence: CD14 Antibody (1H5D8) [NBP2-37295] - Analysis of HepG2 cells using CD14 mouse mAb (green). Blue: DRAQ5 fluorescent DNA dye.



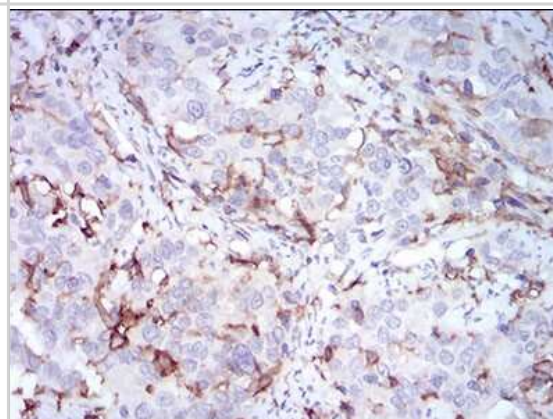
Immunohistochemistry-Paraffin: CD14 Antibody (1H5D8) [NBP2-37295] - Human tonsil FFPE tissue. Antigen retrieval with EDTA buffer. Image from verified customer review.



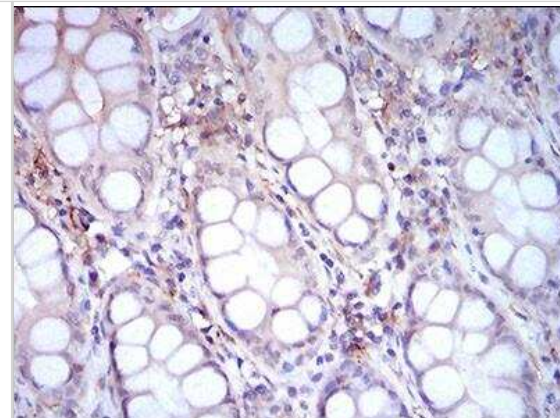
Western Blot: CD14 Antibody (1H5D8) [NBP2-37295] - Analysis using CD14 mAb against human CD14 (AA: 20-214) recombinant protein. (Expected MW is 46.8 kDa)



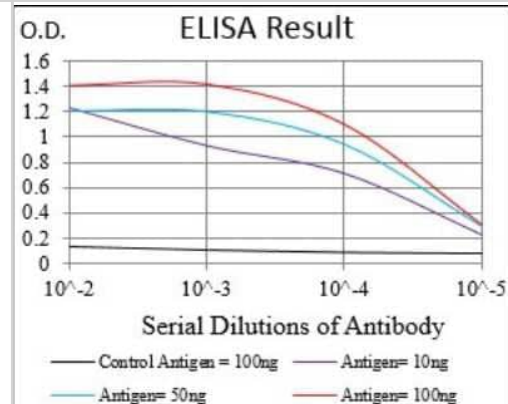
Immunohistochemistry: CD14 Antibody (1H5D8) [NBP2-37295] - Analysis of paraffin-embedded cervical cancer tissues using CD14 mouse mAb with DAB staining.



Immunohistochemistry: CD14 Antibody (1H5D8) [NBP2-37295] - Analysis of paraffin-embedded colon tissues using CD14 mouse mAb with DAB staining.



ELISA: CD14 Antibody (1H5D8) [NBP2-37295] - Red: Control Antigen (100ng); Purple: Antigen (10ng); Green: Antigen (50ng); Blue: Antigen (100ng);



Publications

Dolivo D, Rodrigues A, Sun L et al. Reduced hydration regulates pro-inflammatory cytokines via CD14 in barrier function-impaired skin *Biochimica et biophysica acta. Molecular basis of disease* 2022-10-01 [PMID: 35803527] (WB, IHC-P, Mouse)



Novus Biologicals USA

10730 E. Briarwood Avenue
Centennial, CO 80112
USA
Phone: 303.730.1950
Toll Free: 1.888.506.6887
Fax: 303.730.1966
nb-customerservice@bio-techne.com

Bio-Techne Canada

21 Canmotor Ave
Toronto, ON M8Z 4E6
Canada
Phone: 905.827.6400
Toll Free: 855.668.8722
Fax: 905.827.6402
canada.inquires@bio-techne.com

Bio-Techne Ltd

19 Barton Lane
Abingdon Science Park
Abingdon, OX14 3NB, United Kingdom
Phone: (44) (0) 1235 529449
Free Phone: 0800 37 34 15
Fax: (44) (0) 1235 533420
info.EMEA@bio-techne.com

General Contact Information

www.novusbio.com
Technical Support: nb-technical@bio-techne.com
Orders: nb-customerservice@bio-techne.com
General: novus@novusbio.com

Products Related to NBP2-37295

HAF007	Goat anti-Mouse IgG Secondary Antibody [HRP]
NB720-B	Rabbit anti-Mouse IgG (H+L) Secondary Antibody [Biotin]
NBP1-96778	Mouse IgG2a Isotype Control (M2A)
NBP2-52177-0.05mg	Recombinant Mouse CD14 His Protein

Limitations

This product is for research use only and is not approved for use in humans or in clinical diagnosis. Primary Antibodies are guaranteed for 1 year from date of receipt.

For more information on our 100% guarantee, please visit www.novusbio.com/guarantee

Earn gift cards/discounts by submitting a review: www.novusbio.com/reviews/submit/NBP2-37295

Earn gift cards/discounts by submitting a publication using this product:
www.novusbio.com/publications

