

# Product Datasheet

## Desmoglein-3 Antibody (6G2C11) - BSA Free NBP2-37259

Unit Size: 0.1 ml

Store at 4C short term. Aliquot and store at -20C long term. Avoid freeze-thaw cycles.

[www.novusbio.com](http://www.novusbio.com)



[technical@novusbio.com](mailto:technical@novusbio.com)

Protocols, Publications, Related Products, Reviews, Research Tools and Images at:  
[www.novusbio.com/NBP2-37259](http://www.novusbio.com/NBP2-37259)

Updated 10/23/2024 v.20.1

Earn rewards for product  
reviews and publications.

Submit a publication at [www.novusbio.com/publications](http://www.novusbio.com/publications)

Submit a review at [www.novusbio.com/reviews/destination/NBP2-37259](http://www.novusbio.com/reviews/destination/NBP2-37259)



**NBP2-37259**

Desmoglein-3 Antibody (6G2C11) - BSA Free


Product Information	
Unit Size	0.1 ml
Concentration	1 mg/ml
Storage	Store at 4C short term. Aliquot and store at -20C long term. Avoid freeze-thaw cycles.
Clonality	Monoclonal
Clone	6G2C11
Preservative	0.05% Sodium Azide
Isotype	IgG1
Purity	Protein G purified
Buffer	PBS
Target Molecular Weight	107.5 kDa

Product Description	
Host	Mouse
Gene ID	1830
Gene Symbol	DSG3
Species	Human
Immunogen	Purified recombinant fragment of human Desmoglein-3 (AA: 55-159) expressed in E. Coli.

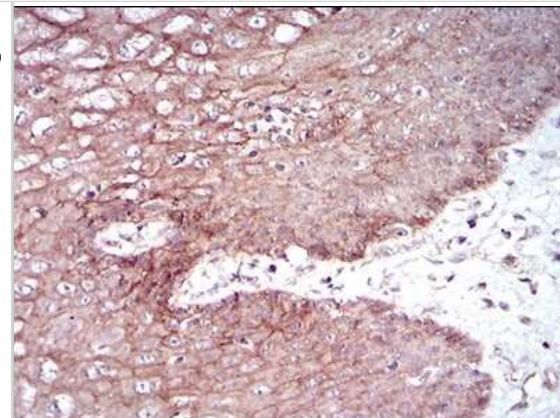
Product Application Details	
Applications	Western Blot, ELISA, Flow Cytometry, Immunohistochemistry, Immunohistochemistry-Paraffin, CyTOF-ready
Recommended Dilutions	Western Blot 1:500 - 1:2000, Flow Cytometry 1:200 - 1:400, ELISA 1:10000, Immunohistochemistry 1:200 - 1:1000, Immunohistochemistry-Paraffin, CyTOF-ready
Application Notes	This antibody is Cytof ready.

**Images**

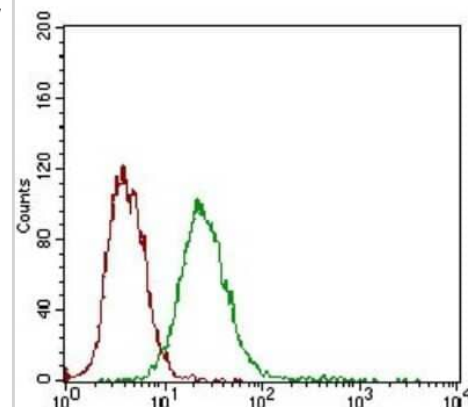
Western Blot: Desmoglein-3 Antibody (6G2C11) [NBP2-37259] -  
Western blot analysis using DSG3 mouse mAb against A431 cell lysate.



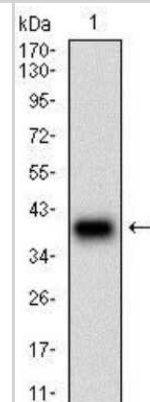
Immunohistochemistry-Paraffin: Desmoglein-3 Antibody (6G2C11) [NBP2-37259] - Analysis of esophageal tissues using DSG3 mouse mAb with DAB staining.




Flow Cytometry: Desmoglein-3 Antibody (6G2C11) [NBP2-37259] - Flow cytometric analysis of A431 cells using DSG3 mouse mAb (green) and negative control (red).



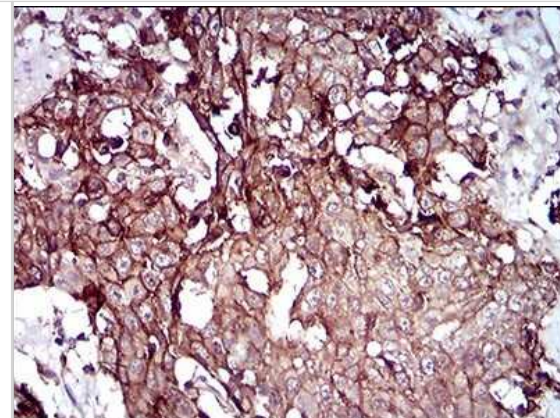
Western Blot: Desmoglein-3 Antibody (6G2C11) [NBP2-37259] - Western blot analysis using DSG3 mAb against human DSG3 (AA: 55-159) recombinant protein. (Expected MW is 37.5 kDa)



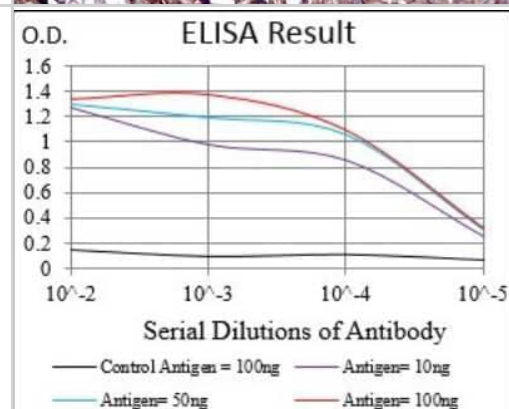
Western Blot: Desmoglein-3 Antibody (6G2C11) [NBP2-37259] - Western blot analysis using DSG3 mAb against HEK293 (1) and DSG3 (AA: 55-159)-hlgGFc transfected HEK293 (2) cell lysate.



Immunohistochemistry-Paraffin: Desmoglein-3 Antibody (6G2C11) [NBP2-37259] - Analysis of esophageal cancer tissues using DSG3 mouse mAb with DAB staining.



ELISA: Desmoglein-3 Antibody (6G2C11) [NBP2-37259] - Red: Control Antigen (100ng); Purple: Antigen (10ng); Green: Antigen (50ng); Blue: Antigen (100ng);





### **Novus Biologicals USA**

10730 E. Briarwood Avenue  
Centennial, CO 80112  
USA  
Phone: 303.730.1950  
Toll Free: 1.888.506.6887  
Fax: 303.730.1966  
nb-customerservice@bio-techne.com

### **Bio-Techne Canada**

21 Canmotor Ave  
Toronto, ON M8Z 4E6  
Canada  
Phone: 905.827.6400  
Toll Free: 855.668.8722  
Fax: 905.827.6402  
canada.inquires@bio-techne.com

### **Bio-Techne Ltd**

19 Barton Lane  
Abingdon Science Park  
Abingdon, OX14 3NB, United Kingdom  
Phone: (44) (0) 1235 529449  
Free Phone: 0800 37 34 15  
Fax: (44) (0) 1235 533420  
info.EMEA@bio-techne.com

### **General Contact Information**

[www.novusbio.com](http://www.novusbio.com)  
Technical Support: nb-technical@bio-techne.com  
Orders: nb-customerservice@bio-techne.com  
General: novus@novusbio.com

### **Products Related to NBP2-37259**

HAF007	Goat anti-Mouse IgG Secondary Antibody [HRP]
NB720-B	Rabbit anti-Mouse IgG (H+L) Secondary Antibody [Biotin]
NBP1-97005-0.5mg	Mouse IgG1 Isotype Control (MG1)
NBP2-54744PEP	Desmoglein-3 Recombinant Protein Antigen

### **Limitations**

This product is for research use only and is not approved for use in humans or in clinical diagnosis. Primary Antibodies are guaranteed for 1 year from date of receipt.

For more information on our 100% guarantee, please visit [www.novusbio.com/guarantee](http://www.novusbio.com/guarantee)

Earn gift cards/discounts by submitting a review: [www.novusbio.com/reviews/submit/NBP2-37259](http://www.novusbio.com/reviews/submit/NBP2-37259)

Earn gift cards/discounts by submitting a publication using this product:  
[www.novusbio.com/publications](http://www.novusbio.com/publications)

