

# Product Datasheet

## Von Willebrand Factor Antibody (CL1957) - BSA Free NBP2-34494

Unit Size: 0.1 ml

Store at 4C short term. Aliquot and store at -20C long term. Avoid freeze-thaw cycles.

[www.novusbio.com](http://www.novusbio.com)



[technical@novusbio.com](mailto:technical@novusbio.com)

Protocols, Publications, Related Products, Reviews, Research Tools and Images at:  
[www.novusbio.com/NBP2-34494](http://www.novusbio.com/NBP2-34494)

Updated 9/9/2025 v.20.1

Earn rewards for product  
reviews and publications.

Submit a publication at [www.novusbio.com/publications](http://www.novusbio.com/publications)

Submit a review at [www.novusbio.com/reviews/destination/NBP2-34494](http://www.novusbio.com/reviews/destination/NBP2-34494)



**NBP2-34494**

Von Willebrand Factor Antibody (CL1957) - BSA Free

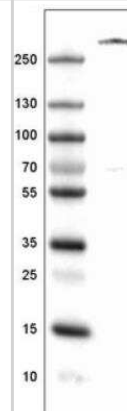
| Product Information |  |
|---------------------|--|
| Unit Size           | 0.1 ml   |
| Concentration       | Concentrations vary lot to lot. See vial label for concentration. If unlisted please contact technical services. |
| Storage             | Store at 4C short term. Aliquot and store at -20C long term. Avoid freeze-thaw cycles.                           |
| Clonality           | Monoclonal   |
| Clone               | CL1957   |
| Preservative        | 0.02% Sodium Azide   |
| Isotype             | IgG1   |
| Purity              | Protein A purified   |
| Buffer              | PBS (pH 7.2) and 40% Glycerol  |

| Product Description |   |
|---------------------|---|
| Description         | Novus Biologicals Mouse Von Willebrand Factor Antibody (CL1957) - BSA Free (NBP2-34494) is a monoclonal antibody validated for use in IHC and WB. All Novus Biologicals antibodies are covered by our 100% guarantee. |
| Host                | Mouse   |
| Gene ID             | 7450  |
| Gene Symbol         | VWF   |
| Species             | Human   |
| Reactivity Notes    | Expected identity based on immunogen sequence: Mouse (80%), Rat (80%).  |
| Immunogen           | This antibody was developed using a recombinant protein derived from P04275, with the exact immunogen sequence remaining proprietary.   |

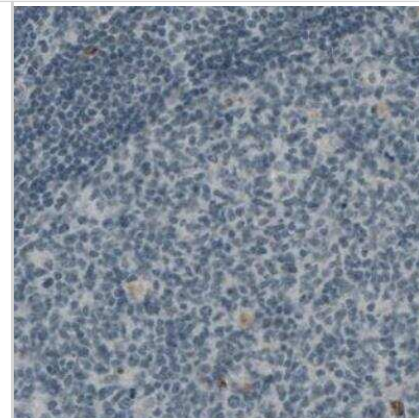
| Product Application Details |   |
|-----------------------------|---|
| Applications                | Western Blot, Immunohistochemistry-Paraffin, Immunohistochemistry   |
| Recommended Dilutions       | Western Blot 1 ug/ml, Immunohistochemistry 1:1000 - 1:2500, Immunohistochemistry-Paraffin 1:1000 - 1:2500 |
| Application Notes           | For IHC-Paraffin, HIER pH 6 retrieval is recommended.   |

**Images**

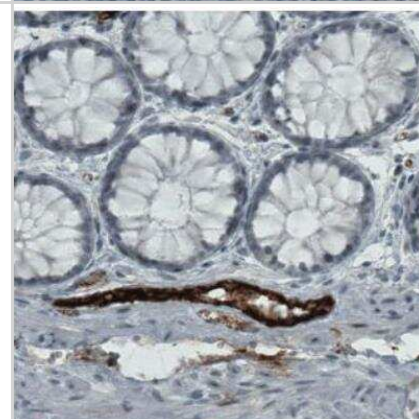
Western Blot: Von Willebrand Factor Antibody (CL1957) [NBP2-34494] -  
Lane 1: Marker [kDa]. Lane 2: Human spleen tissue lysate



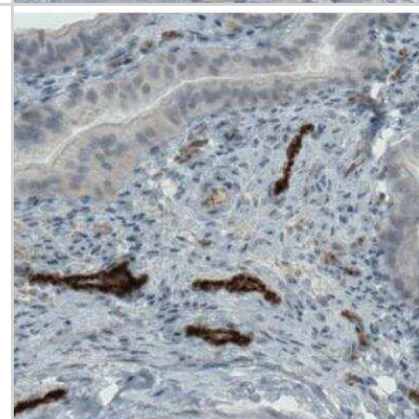
Immunohistochemistry-Paraffin: Von Willebrand Factor Antibody (CL1957) [NBP2-34494] - Staining of human tonsil shows absence of immunoreactivity in lymphoid cells (negative control).



Immunohistochemistry-Paraffin: Von Willebrand Factor Antibody (CL1957) [NBP2-34494] - Staining of human rectum shows strong immunoreactivity in a blood vessel.



Immunohistochemistry-Paraffin: Von Willebrand Factor Antibody (CL1957) [NBP2-34494] - Staining of human fallopian tube shows strong positivity in blood vessels.



Immunohistochemistry-Paraffin: Von Willebrand Factor Antibody (CL1957) [NBP2-34494] - Staining of human cerebral cortex shows strong immunoreactivity in blood vessels.



Immunohistochemistry-Paraffin: Von Willebrand Factor Antibody (CL1957) [NBP2-34494] - Staining of human testis shows strong positivity in larger and smaller blood vessels.





### **Novus Biologicals USA**

10730 E. Briarwood Avenue  
Centennial, CO 80112  
USA  
Phone: 303.730.1950  
Toll Free: 1.888.506.6887  
Fax: 303.730.1966  
nb-customerservice@bio-techne.com

### **Bio-Techne Canada**

21 Canmotor Ave  
Toronto, ON M8Z 4E6  
Canada  
Phone: 905.827.6400  
Toll Free: 855.668.8722  
Fax: 905.827.6402  
canada.inquires@bio-techne.com

### **Bio-Techne Ltd**

19 Barton Lane  
Abingdon Science Park  
Abingdon, OX14 3NB, United Kingdom  
Phone: (44) (0) 1235 529449  
Free Phone: 0800 37 34 15  
Fax: (44) (0) 1235 533420  
info.EMEA@bio-techne.com

### **General Contact Information**

[www.novusbio.com](http://www.novusbio.com)  
Technical Support: nb-technical@bio-techne.com  
Orders: nb-customerservice@bio-techne.com  
General: novus@novusbio.com

### **Products Related to NBP2-34494**

---

|                  |   |
|------------------|---|
| HAF007           | Goat anti-Mouse IgG Secondary Antibody [HRP]            |
| NB720-B          | Rabbit anti-Mouse IgG (H+L) Secondary Antibody [Biotin] |
| NBP1-97005-0.5mg | Mouse IgG1 Isotype Control (MG1)                        |
| NBP2-34494PEP    | Von Willebrand Factor Recombinant Protein Antigen       |

---

### **Limitations**

This product is for research use only and is not approved for use in humans or in clinical diagnosis. Primary Antibodies are guaranteed for 1 year from date of receipt.

For more information on our 100% guarantee, please visit [www.novusbio.com/guarantee](http://www.novusbio.com/guarantee)

Earn gift cards/discounts by submitting a review: [www.novusbio.com/reviews/submit/NBP2-34494](http://www.novusbio.com/reviews/submit/NBP2-34494)

Earn gift cards/discounts by submitting a publication using this product:  
[www.novusbio.com/publications](http://www.novusbio.com/publications)

