

Product Datasheet

CD8 Antibody - BSA Free NBP2-34039

Unit Size: 0.1 ml

Store at 4C short term. Aliquot and store at -20C long term. Avoid freeze-thaw cycles.

www.novusbio.com



technical@novusbio.com

Publications: 4

Protocols, Publications, Related Products, Reviews, Research Tools and Images at:
www.novusbio.com/NBP2-34039

Updated 9/9/2025 v.20.1

Earn rewards for product
reviews and publications.

Submit a publication at www.novusbio.com/publications

Submit a review at www.novusbio.com/reviews/destination/NBP2-34039



NBP2-34039

CD8 Antibody - BSA Free

Product Information

Unit Size	0.1 ml
Concentration	Concentrations vary lot to lot. See vial label for concentration. If unlisted please contact technical services.
Storage	Store at 4C short term. Aliquot and store at -20C long term. Avoid freeze-thaw cycles.
Clonality	Polyclonal
Preservative	0.02% Sodium Azide
Isotype	IgG
Purity	Immunogen affinity purified
Buffer	PBS (pH 7.2) and 40% Glycerol
Target Molecular Weight	26 kDa

Product Description

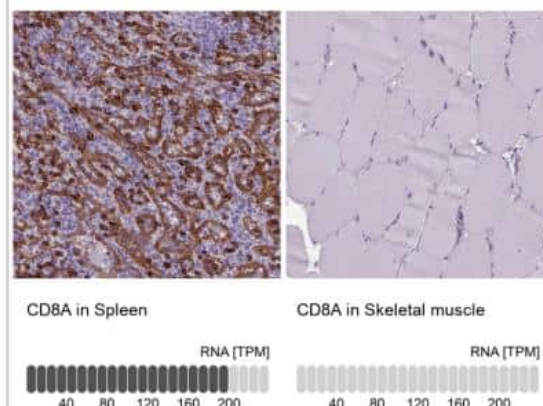
Description	Novus Biologicals Rabbit CD8 Antibody - BSA Free (NBP2-34039) is a polyclonal antibody validated for use in IHC and ICC/IF. Anti-CD8 Antibody: Cited in 4 publications. All Novus Biologicals antibodies are covered by our 100% guarantee.
Host	Rabbit
Gene ID	925
Gene Symbol	CD8A
Species	Human
Immunogen	CD8 Antibody was developed against a recombinant protein corresponding to amino acids: AASPTFLLYLSQNKPKAAEGLDTQRFSGKRLGDTFVLTLSDFRRENEGYYFCS ALSNSIMYFSHFVPVFLPAKPTTTPAPRPPT

Product Application Details

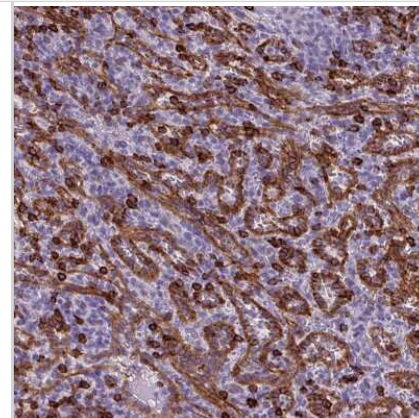
Applications	Immunohistochemistry-Paraffin, Immunohistochemistry
Recommended Dilutions	Immunohistochemistry 1:500 - 1:1000, Immunohistochemistry-Paraffin 1:500 - 1:1000
Application Notes	For IHC-Paraffin, HIER pH 6 retrieval is recommended.

Images

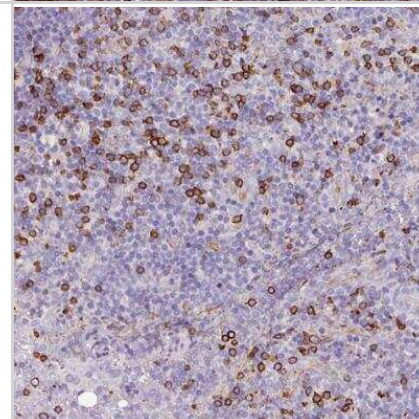
Immunohistochemistry-Paraffin: CD8 Antibody [NBP2-34039] - CD8 alpha Antibody [NBP2-34039] - Analysis in human spleen and skeletal muscle tissues. Corresponding CD8A RNA-seq data are presented for the same tissues.



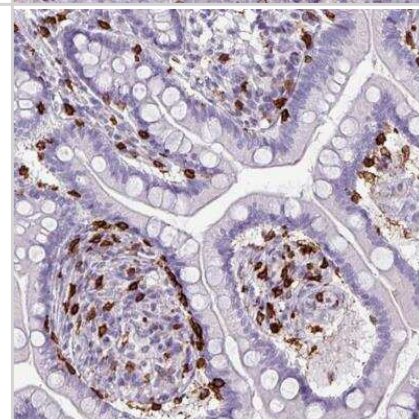
Immunohistochemistry-Paraffin: CD8 alpha Antibody [NBP2-34039] - Staining of human spleen shows moderate to strong positivity in lymphoid cells.



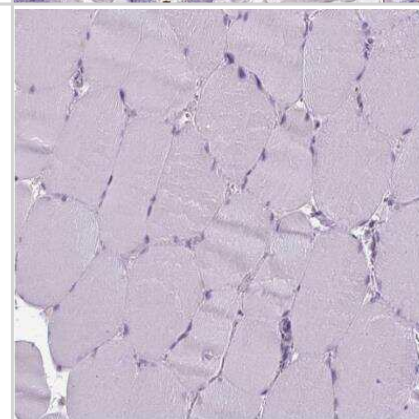
Immunohistochemistry-Paraffin: CD8 alpha Antibody [NBP2-34039] - Staining of human lymph node shows moderate to strong positivity in lymphoid cells.



Immunohistochemistry-Paraffin: CD8 alpha Antibody [NBP2-34039] - Staining of human small intestine shows moderate to strong positivity in lymphoid cells.



Immunohistochemistry-Paraffin: CD8 alpha Antibody [NBP2-34039] - Staining of human skeletal muscle shows no cytoplasmic positivity as expected.



Publications

Dashti A, Sukkestad S, Horner AM et al. AZD5582 plus SIV-specific antibodies reduce lymph node viral reservoirs in antiretroviral therapy-suppressed macaques *Nature medicine* 2023-10-01 [PMID: 37783968] (ICC/IF, Monkey)

Yin J, Yuan J, Li Y et al. Neoadjuvant addebrelimab in locally advanced resectable esophageal squamous cell carcinoma: a phase 1b trial *Nature medicine* 2023-07-24 [PMID: 37488287] (IHC-P, Human)

Suzuki M, Koshikawa S, Watanabe H et al. Elevated serum osteopontin levels in patients with severe cutaneous adverse drug reactions *The Journal of dermatology* 2022-12-20 [PMID: 36540013]

Andersson S, Nilsson K, Fagerberg L et al. The Transcriptomic and Proteomic Landscapes of Bone Marrow and Secondary Lymphoid Tissues. *PLoS One* 2014-01-01 [PMID: 25541736] (IF/IHC)





Novus Biologicals USA

10730 E. Briarwood Avenue
Centennial, CO 80112
USA
Phone: 303.730.1950
Toll Free: 1.888.506.6887
Fax: 303.730.1966
nb-customerservice@bio-techne.com

Bio-Techne Canada

21 Canmotor Ave
Toronto, ON M8Z 4E6
Canada
Phone: 905.827.6400
Toll Free: 855.668.8722
Fax: 905.827.6402
canada.inquires@bio-techne.com

Bio-Techne Ltd

19 Barton Lane
Abingdon Science Park
Abingdon, OX14 3NB, United Kingdom
Phone: (44) (0) 1235 529449
Free Phone: 0800 37 34 15
Fax: (44) (0) 1235 533420
info.EMEA@bio-techne.com

General Contact Information

www.novusbio.com
Technical Support: nb-technical@bio-techne.com
Orders: nb-customerservice@bio-techne.com
General: novus@novusbio.com

Products Related to NBP2-34039

NBP2-34039PEP	CD8 Recombinant Protein Antigen
HAF008	Goat anti-Rabbit IgG Secondary Antibody [HRP]
NB7160	Goat anti-Rabbit IgG (H+L) Secondary Antibody [HRP]
NBP2-24891	Rabbit IgG Isotype Control

Limitations

This product is for research use only and is not approved for use in humans or in clinical diagnosis. Primary Antibodies are guaranteed for 1 year from date of receipt.

For more information on our 100% guarantee, please visit www.novusbio.com/guarantee

Earn gift cards/discounts by submitting a review: www.novusbio.com/reviews/submit/NBP2-34039

Earn gift cards/discounts by submitting a publication using this product:
www.novusbio.com/publications

