

Product Datasheet

NASP Antibody - BSA Free

NBP2-33929

Unit Size: 0.1 ml

Store at 4C short term. Aliquot and store at -20C long term. Avoid freeze-thaw cycles.

www.novusbio.com



technical@novusbio.com

Protocols, Publications, Related Products, Reviews, Research Tools and Images at:
www.novusbio.com/NBP2-33929

Updated 9/9/2025 v.20.1

Earn rewards for product
reviews and publications.

Submit a publication at www.novusbio.com/publications

Submit a review at www.novusbio.com/reviews/destination/NBP2-33929



NBP2-33929

NASP Antibody - BSA Free

Product Information

Unit Size	0.1 ml
Concentration	Concentrations vary lot to lot. See vial label for concentration. If unlisted please contact technical services.
Storage	Store at 4C short term. Aliquot and store at -20C long term. Avoid freeze-thaw cycles.
Clonality	Polyclonal
Preservative	0.02% Sodium Azide
Isotype	IgG
Purity	Immunogen affinity purified
Buffer	PBS (pH 7.2) and 40% Glycerol

Product Description

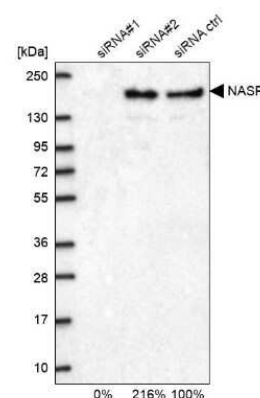
Description	Novus Biologicals Rabbit NASP Antibody - BSA Free (NBP2-33929) is a polyclonal antibody validated for use in IHC, WB and ICC/IF. All Novus Biologicals antibodies are covered by our 100% guarantee.
Host	Rabbit
Gene ID	4678
Gene Symbol	NASP
Species	Human
Immunogen	This antibody was developed against a recombinant protein corresponding to amino acids: GTDVQEECREKGGQEKQGEVIVSIEEKPKVEVSEEQPVVTLEKQGTAVEVEAES LDPTVKPVDVGGDEPEEKVVTSENEAGKAVLEQLVGQEVPPAE

Product Application Details

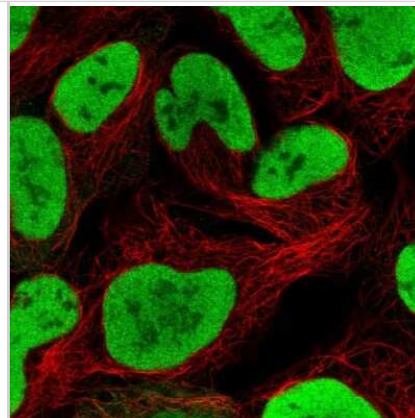
Applications	Western Blot, Immunohistochemistry-Paraffin, Immunocytochemistry/Immunofluorescence, Immunohistochemistry, Knockdown Validated
Recommended Dilutions	Western Blot 0.04-0.4 ug/ml, Immunohistochemistry 1:1000 - 1:2500, Immunocytochemistry/ Immunofluorescence 0.25-2 ug/ml, Immunohistochemistry-Paraffin 1:1000 - 1:2500, Knockdown Validated
Application Notes	For IHC-Paraffin, HIER pH 6 retrieval is recommended. Immunocytochemistry/Immunofluorescence Fixation Permeabilization: Use PFA/Triton X-100.

Images

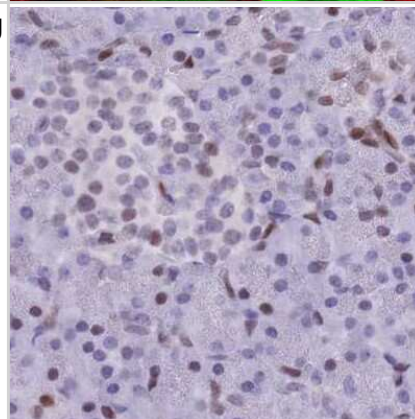
Western Blot: NASP Antibody [NBP2-33929] - Analysis in U2OS cells transfected with control siRNA, target specific siRNA probe #1 and #2, using anti-NASP antibody. Remaining relative intensity is presented.



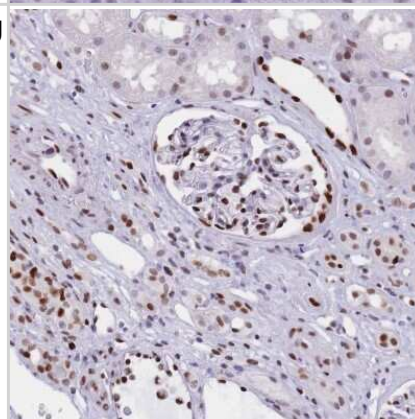
Immunocytochemistry/Immunofluorescence: NASP Antibody [NBP2-33929] - Immunofluorescent staining of human cell line HEK 293 shows localization to nucleoplasm.



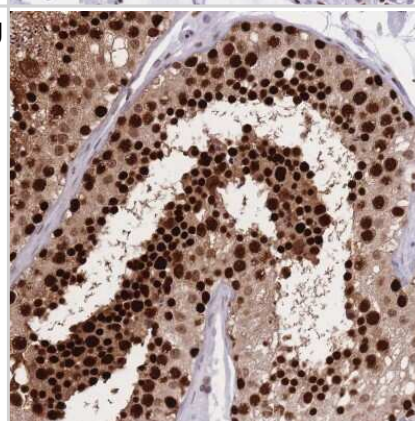
Immunohistochemistry-Paraffin: NASP Antibody [NBP2-33929] - Staining of human pancreas.



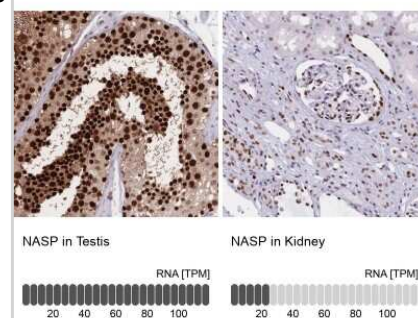
Immunohistochemistry-Paraffin: NASP Antibody [NBP2-33929] - Staining of human kidney shows low expression as expected.



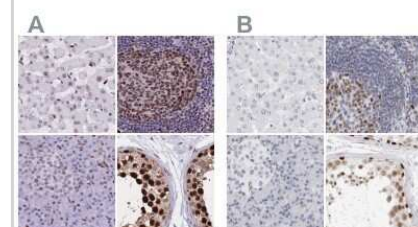
Immunohistochemistry-Paraffin: NASP Antibody [NBP2-33929] - Staining of human testis shows high expression.



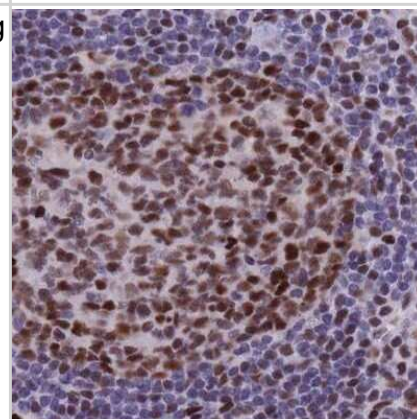
Immunohistochemistry-Paraffin: NASP Antibody [NBP2-33929] - Staining in human testis and kidney tissues using anti-NASP antibody. Corresponding NASP RNA-seq data are presented for the same tissues.



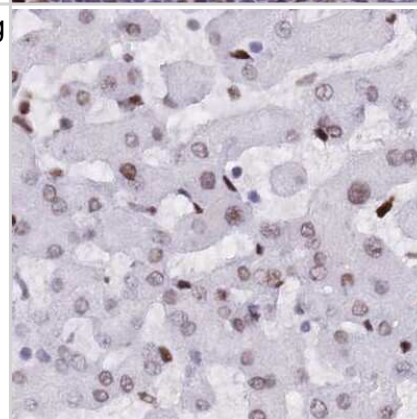
Immunohistochemistry-Paraffin: NASP Antibody [NBP2-33929] - Staining of human liver, lymph node, pancreas and testis using Anti-NASP antibody NBP2-33929 (A) shows similar protein distribution across tissues to independent antibody NBP2-33910 (B).



Immunohistochemistry-Paraffin: NASP Antibody [NBP2-33929] - Staining of human lymph node.



Immunohistochemistry-Paraffin: NASP Antibody [NBP2-33929] - Staining of human liver.





Novus Biologicals USA

10730 E. Briarwood Avenue
Centennial, CO 80112
USA
Phone: 303.730.1950
Toll Free: 1.888.506.6887
Fax: 303.730.1966
nb-customerservice@bio-techne.com

Bio-Techne Canada

21 Canmotor Ave
Toronto, ON M8Z 4E6
Canada
Phone: 905.827.6400
Toll Free: 855.668.8722
Fax: 905.827.6402
canada.inquires@bio-techne.com

Bio-Techne Ltd

19 Barton Lane
Abingdon Science Park
Abingdon, OX14 3NB, United Kingdom
Phone: (44) (0) 1235 529449
Free Phone: 0800 37 34 15
Fax: (44) (0) 1235 533420
info.EMEA@bio-techne.com

General Contact Information

www.novusbio.com
Technical Support: nb-technical@bio-techne.com
Orders: nb-customerservice@bio-techne.com
General: novus@novusbio.com

Products Related to NBP2-33929

NBP2-33929PEP	NASP Recombinant Protein Antigen
HAF008	Goat anti-Rabbit IgG Secondary Antibody [HRP]
NB7160	Goat anti-Rabbit IgG (H+L) Secondary Antibody [HRP]
NBP2-24891	Rabbit IgG Isotype Control

Limitations

This product is for research use only and is not approved for use in humans or in clinical diagnosis. Primary Antibodies are guaranteed for 1 year from date of receipt.

For more information on our 100% guarantee, please visit www.novusbio.com/guarantee

Earn gift cards/discounts by submitting a review: www.novusbio.com/reviews/submit/NBP2-33929

Earn gift cards/discounts by submitting a publication using this product:
www.novusbio.com/publications

