

Product Datasheet

Napsin A Antibody - BSA Free NBP2-33499

Unit Size: 0.1 ml

Store at 4C short term. Aliquot and store at -20C long term. Avoid freeze-thaw cycles.

www.novusbio.com



technical@novusbio.com

Protocols, Publications, Related Products, Reviews, Research Tools and Images at:
www.novusbio.com/NBP2-33499

Updated 2/23/2025 v.20.1

Earn rewards for product
reviews and publications.

Submit a publication at www.novusbio.com/publications

Submit a review at www.novusbio.com/reviews/destination/NBP2-33499



NBP2-33499

Napsin A Antibody - BSA Free

Product Information

Unit Size	0.1 ml
Concentration	Concentrations vary lot to lot. See vial label for concentration. If unlisted please contact technical services.
Storage	Store at 4C short term. Aliquot and store at -20C long term. Avoid freeze-thaw cycles.
Clonality	Polyclonal
Preservative	0.02% Sodium Azide
Isotype	IgG
Purity	Immunogen affinity purified
Buffer	PBS (pH 7.2) and 40% Glycerol

Product Description

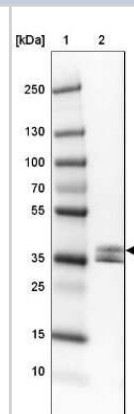
Host	Rabbit
Gene ID	9476
Gene Symbol	NAPSA
Species	Human
Reactivity Notes	Immunogen displays the following percentage of sequence identity for non-tested species: Mouse (80%), Rat (82%)
Immunogen	This antibody was developed against a recombinant protein corresponding to amino acids: GTKFAIQYGTGRVDGILSEDKLTIGGIKGASVIFGEALWEPSLVF

Product Application Details

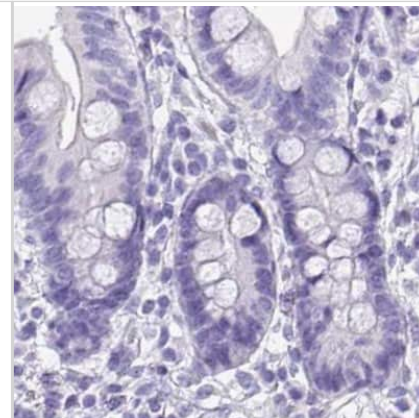
Applications	Western Blot, Immunohistochemistry, Immunohistochemistry-Paraffin
Recommended Dilutions	Western Blot 0.04-0.4 ug/ml, Immunohistochemistry 1:50 - 1:200, Immunohistochemistry-Paraffin 1:50 - 1:200
Application Notes	For IHC-Paraffin, HIER pH 6 retrieval is recommended.

Images

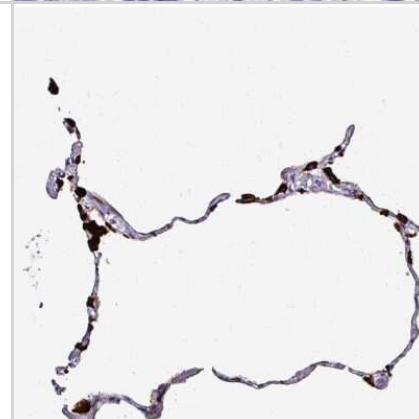
Western Blot: Napsin A Antibody [NBP2-33499] - Lane 1: Marker [kDa] 250, 130, 100, 70, 55, 35, 25, 15, 10. Lane 2: Lung



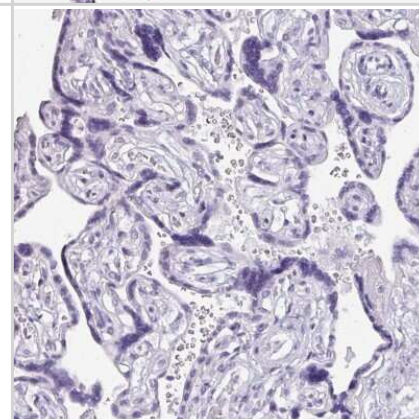
Immunohistochemistry-Paraffin: Napsin A Antibody [NBP2-33499] - Staining of human colon.



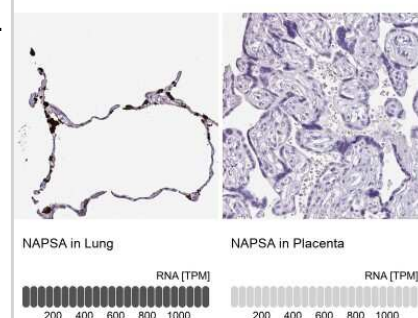
Immunohistochemistry-Paraffin: Napsin A Antibody [NBP2-33499] - Staining of human lung shows strong cytoplasmic positivity in granular pattern in type II pneumocytes.



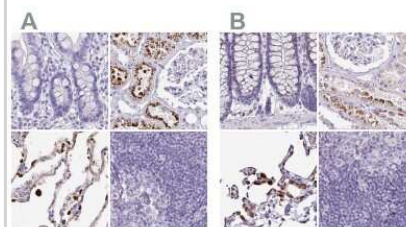
Immunohistochemistry-Paraffin: Napsin A Antibody [NBP2-33499] - Staining of human placenta shows low expression as expected.



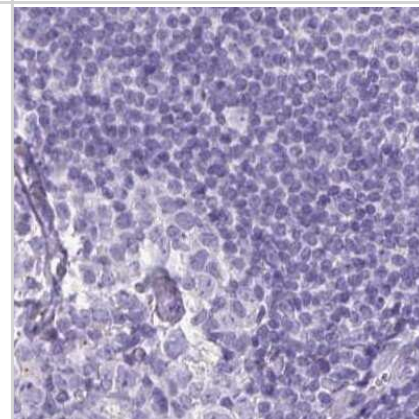
Immunohistochemistry-Paraffin: Napsin A Antibody [NBP2-33499] - Staining in human lung and placenta tissues using anti-NAPSA antibody. Corresponding NAPSA RNA-seq data are presented for the same tissues.



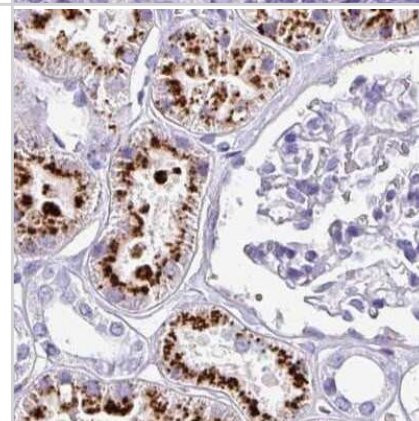
Immunohistochemistry-Paraffin: Napsin A Antibody [NBP2-33499] - Staining of human colon, kidney, lung and lymph node using Anti-NAPSA antibody NBP2-33499 (A) shows similar protein distribution across tissues to independent antibody NBP2-34213 (B).



Immunohistochemistry-Paraffin: Napsin A Antibody [NBP2-33499] - Staining of human lymph node.



Immunohistochemistry-Paraffin: Napsin A Antibody [NBP2-33499] - Staining of human kidney.





Novus Biologicals USA

10730 E. Briarwood Avenue
Centennial, CO 80112
USA
Phone: 303.730.1950
Toll Free: 1.888.506.6887
Fax: 303.730.1966
nb-customerservice@bio-techne.com

Bio-Techne Canada

21 Canmotor Ave
Toronto, ON M8Z 4E6
Canada
Phone: 905.827.6400
Toll Free: 855.668.8722
Fax: 905.827.6402
canada.inquires@bio-techne.com

Bio-Techne Ltd

19 Barton Lane
Abingdon Science Park
Abingdon, OX14 3NB, United Kingdom
Phone: (44) (0) 1235 529449
Free Phone: 0800 37 34 15
Fax: (44) (0) 1235 533420
info.EMEA@bio-techne.com

General Contact Information

www.novusbio.com
Technical Support: nb-technical@bio-
techne.com
Orders: nb-customerservice@bio-techne.com
General: novus@novusbio.com

Products Related to NBP2-33499

HAF008	Goat anti-Rabbit IgG Secondary Antibody [HRP]
NB7160	Goat anti-Rabbit IgG (H+L) Secondary Antibody [HRP]
NBP2-24891	Rabbit IgG Isotype Control
NBP2-33499PEP	Napsin A Recombinant Protein Antigen

Limitations

This product is for research use only and is not approved for use in humans or in clinical diagnosis. Primary Antibodies are guaranteed for 1 year from date of receipt.

For more information on our 100% guarantee, please visit www.novusbio.com/guarantee

Earn gift cards/discounts by submitting a review: www.novusbio.com/reviews/submit/NBP2-33499

Earn gift cards/discounts by submitting a publication using this product:
www.novusbio.com/publications

