

Product Datasheet

CSAP Antibody - BSA Free NBP2-33394

Unit Size: 0.1 ml

Store at 4C short term. Aliquot and store at -20C long term. Avoid freeze-thaw cycles.

www.novusbio.com



technical@novusbio.com

Protocols, Publications, Related Products, Reviews, Research Tools and Images at:
www.novusbio.com/NBP2-33394

Updated 9/9/2025 v.20.1

Earn rewards for product
reviews and publications.

Submit a publication at www.novusbio.com/publications

Submit a review at www.novusbio.com/reviews/destination/NBP2-33394



NBP2-33394

CSAP Antibody - BSA Free

Product Information

Unit Size	0.1 ml
Concentration	Concentrations vary lot to lot. See vial label for concentration. If unlisted please contact technical services.
Storage	Store at 4C short term. Aliquot and store at -20C long term. Avoid freeze-thaw cycles.
Clonality	Polyclonal
Preservative	0.02% Sodium Azide
Isotype	IgG
Purity	Immunogen affinity purified
Buffer	PBS (pH 7.2) and 40% Glycerol

Product Description

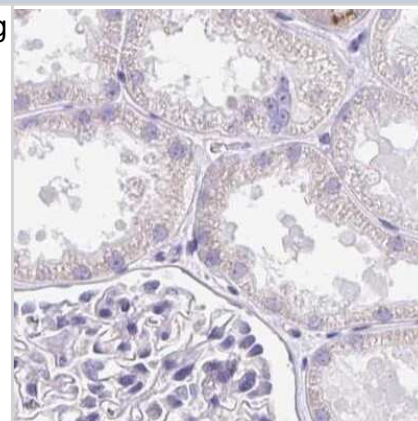
Description	Novus Biologicals Rabbit CSAP Antibody - BSA Free (NBP2-33394) is a polyclonal antibody validated for use in IHC. All Novus Biologicals antibodies are covered by our 100% guarantee.
Host	Rabbit
Gene ID	126731
Gene Symbol	CCSAP
Species	Human
Immunogen	This antibody was developed against a recombinant protein corresponding to amino acids: EEQDAEAGDAEAEDAALPALPVKDVEDKPEQQTRTRETDKSPTSTEPRQ QPSALFARGNRKAVKSPQRSSSKIENKHPFALYGW

Product Application Details

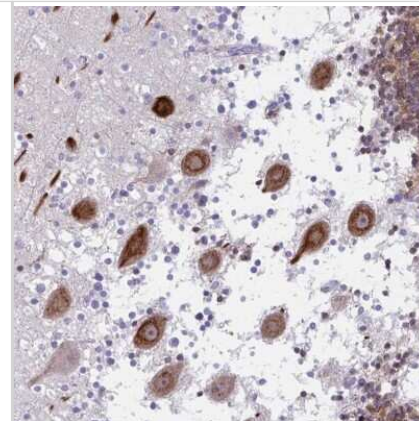
Applications	Immunohistochemistry-Paraffin, Immunohistochemistry
Recommended Dilutions	Immunohistochemistry 1:500 - 1:1000, Immunohistochemistry-Paraffin 1:500 - 1:1000
Application Notes	For IHC-Paraffin, HIER pH 6 retrieval is recommended.

Images

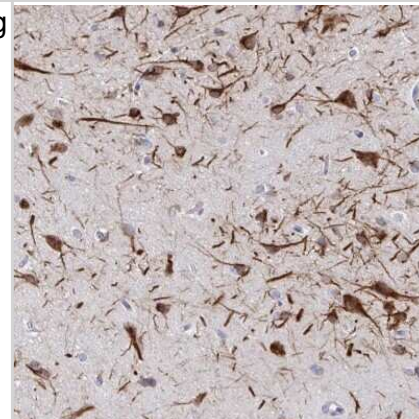
Immunohistochemistry-Paraffin: CSAP Antibody [NBP2-33394] - Staining of human kidney.



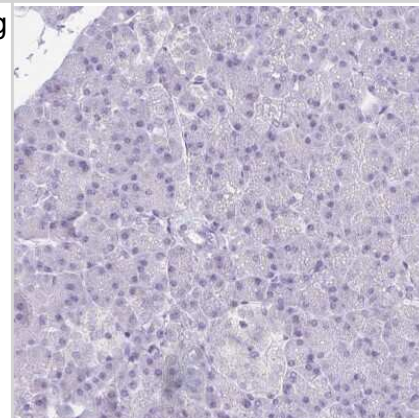
Immunohistochemistry: CSAP Antibody [NBP2-33394] - Staining of human cerebellum shows strong cytoplasmic positivity in Purkinje cells.



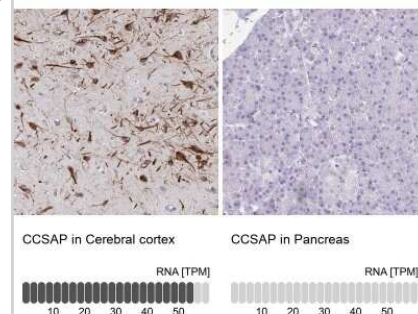
Immunohistochemistry-Paraffin: CSAP Antibody [NBP2-33394] - Staining of human cerebral cortex shows high expression.



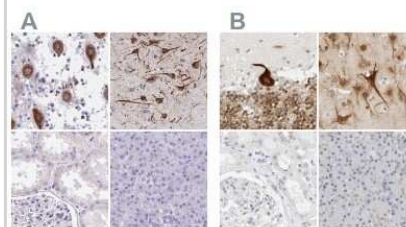
Immunohistochemistry-Paraffin: CSAP Antibody [NBP2-33394] - Staining of human pancreas shows low expression as expected.



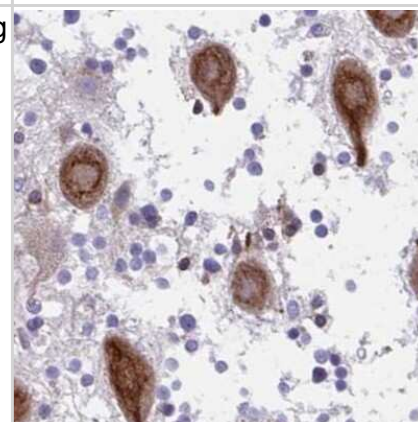
Immunohistochemistry-Paraffin: CSAP Antibody [NBP2-33394] - Staining in human cerebral cortex and pancreas tissues using anti-CCSAP antibody. Corresponding CCSAP RNA-seq data are presented for the same tissues.



Immunohistochemistry-Paraffin: CSAP Antibody [NBP2-33394] - Staining of human cerebellum, cerebral cortex, kidney and pancreas using Anti-CCSAP antibody NBP2-33394 (A) shows similar protein distribution across tissues to independent antibody NBP1-83446 (B).



Immunohistochemistry-Paraffin: CSAP Antibody [NBP2-33394] - Staining of human cerebellum.





Novus Biologicals USA

10730 E. Briarwood Avenue
Centennial, CO 80112
USA
Phone: 303.730.1950
Toll Free: 1.888.506.6887
Fax: 303.730.1966
nb-customerservice@bio-techne.com

Bio-Techne Canada

21 Canmotor Ave
Toronto, ON M8Z 4E6
Canada
Phone: 905.827.6400
Toll Free: 855.668.8722
Fax: 905.827.6402
canada.inquires@bio-techne.com

Bio-Techne Ltd

19 Barton Lane
Abingdon Science Park
Abingdon, OX14 3NB, United Kingdom
Phone: (44) (0) 1235 529449
Free Phone: 0800 37 34 15
Fax: (44) (0) 1235 533420
info.EMEA@bio-techne.com

General Contact Information

www.novusbio.com
Technical Support: nb-technical@bio-techne.com
Orders: nb-customerservice@bio-techne.com
General: novus@novusbio.com

Products Related to NBP2-33394

NBP2-33394PEP	CSAP Recombinant Protein Antigen
HAF008	Goat anti-Rabbit IgG Secondary Antibody [HRP]
NB7160	Goat anti-Rabbit IgG (H+L) Secondary Antibody [HRP]
NBP2-24891	Rabbit IgG Isotype Control

Limitations

This product is for research use only and is not approved for use in humans or in clinical diagnosis. Primary Antibodies are guaranteed for 1 year from date of receipt.

For more information on our 100% guarantee, please visit www.novusbio.com/guarantee

Earn gift cards/discounts by submitting a review: www.novusbio.com/reviews/submit/NBP2-33394

Earn gift cards/discounts by submitting a publication using this product:
www.novusbio.com/publications

