

# Product Datasheet

## Cytokeratin 18 Antibody (DA7) - Azide and BSA Free NBP2-33176

Unit Size: 0.1 mg

Store at -20 to -80C. Avoid freeze-thaw cycles.

[www.novusbio.com](http://www.novusbio.com)



[technical@novusbio.com](mailto:technical@novusbio.com)

Protocols, Publications, Related Products, Reviews, Research Tools and Images at:  
[www.novusbio.com/NBP2-33176](http://www.novusbio.com/NBP2-33176)

Updated 4/13/2025 v.20.1

Earn rewards for product  
reviews and publications.

Submit a publication at [www.novusbio.com/publications](http://www.novusbio.com/publications)

Submit a review at [www.novusbio.com/reviews/destination/NBP2-33176](http://www.novusbio.com/reviews/destination/NBP2-33176)



**NBP2-33176**

Cytokeratin 18 Antibody (DA7) - Azide and BSA Free

Product Information	
Unit Size	0.1 mg
Concentration	1.0 mg/ml
Storage	Store at -20 to -80C. Avoid freeze-thaw cycles.
Clonality	Monoclonal
Clone	DA7
Preservative	No Preservative
Isotype	IgG1 Kappa
Purity	Protein A or G purified
Buffer	10 mM PBS
Target Molecular Weight	45 kDa
Product Description	
Description	<p>1.0 mg/ml of antibody purified from Bioreactor Concentrate by Protein A/G. Prepared in 10mM PBS WITHOUT BSA &amp; azide. Also available at 200 ug/ml WITH BSA &amp; azide (NBP2-29409).</p> <p>Antibody with azide - store at 2 to 8C. Antibody without azide - store at -20 to -80C.</p>
Host	Mouse
Gene ID	3875
Gene Symbol	KRT18
Species	Human, Bovine (Negative), Canine (Negative), Hamster (Negative), Mouse (Negative), Porcine (Negative), Rat (Negative), Sheep (Negative)
Reactivity Notes	Does not react with Mouse, Rat, Sheep, Hamster, Bovine, Canine or Porcine.
Marker	Epithelial Marker
Specificity/Sensitivity	This monoclonal antibody reacts with a wide variety of simple epithelia. It does not react with stratified squamous epithelia. It reacts with epithelial tumors of the gastrointestinal tract, lung, breast, pancreas, ovary, and thyroid. Cytokeratin 18, which belongs to the type A (acidic) subfamily of low molecular weight keratins, exists in combination with cytokeratin 8. It was reported that tissues from gastrointestinal tract are positive for both cytokeratin 8 and 18 but do not contain cytokeratin 14. Tissues from gastrointestinal tract, respiratory tract and urogenital tract, as well as endocrine and exocrine tissues and mesothelial cells are positive for cytokeratin 18.
Immunogen	Human breast cancer PMC 42 cells
Product Application Details	
Applications	Western Blot, Simple Western, Flow Cytometry, Immunocytochemistry/Immunofluorescence, Immunohistochemistry-Paraffin
Recommended Dilutions	Western Blot, Simple Western, Flow Cytometry, Immunocytochemistry/Immunofluorescence, Immunohistochemistry-Paraffin




**Application Notes**

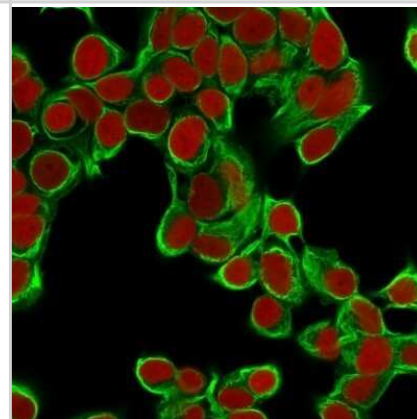
Immunohistochemistry (Formalin-fixed): 1-2ug/ml for 30 min at RT. Staining of formalin-fixed tissues requires heating tissue sections in 10mM Tris with 1mM EDTA, pH 9.0, for 45 min at 95C followed by cooling at RT for 20 minutes. Optimal dilution for a specific application should be determined. In Simple Western only 10 - 15 ul of the recommended dilution is used per data point. Separated by Size.

**Images**

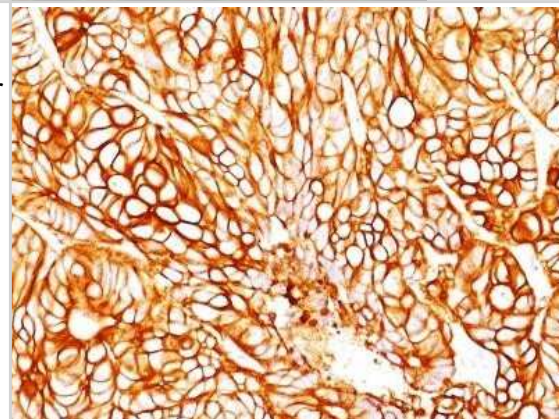
Western Blot: Cytokeratin 18 Antibody (DA7) - Azide and BSA Free [NBP2-33176] - Analysis of Cytokeratin 18 in HeLa lysate using Cytokeratin 18 (CK18) antibody at 1 ug/ml. goat anti-mouse Ig HRP secondary antibody and PicoTect ECL substrate solution were used for this test.




Immunocytochemistry/Immunofluorescence: Cytokeratin 18 Antibody (DA7) - Azide and BSA Free [NBP2-33176] - Confocal immunofluorescence image of MCF cells using Cytokeratin 18 Antibody (DA7). Green (CF488) and Red Dot is used to label the nuclei.



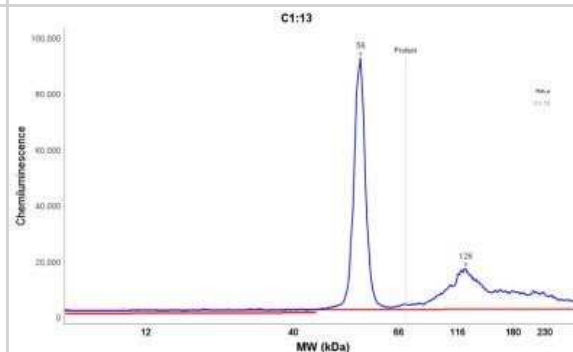
Immunohistochemistry-Paraffin: Cytokeratin 18 Antibody (DA7) - Azide and BSA Free [NBP2-33176] - Formalin-paraffin human colon cancer stained with Cytokeratin 18 Ab (DA7). Note cytoplasmic staining of tumor cells.



Western Blot: Cytokeratin 18 Antibody (DA7) - Azide and BSA Free [NBP2-33176] - Western Blot Analysis of HCT116 cell lysate using Cytokeratin 18 Antibody (DA7).



Simple Western: Cytokeratin 18 Antibody (DA7) - Azide and BSA Free [NBP2-33176] - Electropherogram image of the corresponding Simple Western lane. Cytokeratin 18 antibody was used at 10 ug/ml dilution of HeLa lysates(s) respectively.



Simple Western: Cytokeratin 18 Antibody (DA7) - Azide and BSA Free [NBP2-33176] - Simple Western lane view shows a specific band for Cytokeratin 18 in 0.2 mg/ml of HeLa lysate(s). This experiment was performed under reducing conditions using the 12-230 kDa separation system.





### **Novus Biologicals USA**

10730 E. Briarwood Avenue  
Centennial, CO 80112  
USA  
Phone: 303.730.1950  
Toll Free: 1.888.506.6887  
Fax: 303.730.1966  
nb-customerservice@bio-techne.com

### **Bio-Techne Canada**

21 Canmotor Ave  
Toronto, ON M8Z 4E6  
Canada  
Phone: 905.827.6400  
Toll Free: 855.668.8722  
Fax: 905.827.6402  
canada.inquires@bio-techne.com

### **Bio-Techne Ltd**

19 Barton Lane  
Abingdon Science Park  
Abingdon, OX14 3NB, United Kingdom  
Phone: (44) (0) 1235 529449  
Free Phone: 0800 37 34 15  
Fax: (44) (0) 1235 533420  
info.EMEA@bio-techne.com

### **General Contact Information**

[www.novusbio.com](http://www.novusbio.com)  
Technical Support: nb-technical@bio-techne.com  
Orders: nb-customerservice@bio-techne.com  
General: novus@novusbio.com

### **Products Related to NBP2-33176**

HAF007	Goat anti-Mouse IgG Secondary Antibody [HRP]
NB720-B	Rabbit anti-Mouse IgG (H+L) Secondary Antibody [Biotin]
NBP1-43319-0.5mg	Mouse IgG1 Kappa Isotype Control (P3.6.2.8.1)
H00003875-P02-10ug	Recombinant Human Cytokeratin 18 GST (N-Term) Protein

### **Limitations**

This product is for research use only and is not approved for use in humans or in clinical diagnosis. Primary Antibodies are guaranteed for 1 year from date of receipt.

For more information on our 100% guarantee, please visit [www.novusbio.com/guarantee](http://www.novusbio.com/guarantee)

Earn gift cards/discounts by submitting a review: [www.novusbio.com/reviews/submit/NBP2-33176](http://www.novusbio.com/reviews/submit/NBP2-33176)

Earn gift cards/discounts by submitting a publication using this product:  
[www.novusbio.com/publications](http://www.novusbio.com/publications)

