

Product Datasheet

Claudin-18 Antibody - BSA Free NBP2-32002

Unit Size: 0.1 ml

Store at 4C short term. Aliquot and store at -20C long term. Avoid freeze-thaw cycles.

www.novusbio.com



technical@novusbio.com

Publications: 1

Protocols, Publications, Related Products, Reviews, Research Tools and Images at:
www.novusbio.com/NBP2-32002

Updated 2/23/2025 v.20.1

Earn rewards for product
reviews and publications.

Submit a publication at www.novusbio.com/publications

Submit a review at www.novusbio.com/reviews/destination/NBP2-32002



NBP2-32002

Claudin-18 Antibody - BSA Free

Product Information

Unit Size	0.1 ml
Concentration	Concentrations vary lot to lot. See vial label for concentration. If unlisted please contact technical services.
Storage	Store at 4C short term. Aliquot and store at -20C long term. Avoid freeze-thaw cycles.
Clonality	Polyclonal
Preservative	0.02% Sodium Azide
Isotype	IgG
Purity	Immunogen affinity purified
Buffer	PBS (pH 7.2) and 40% Glycerol

Product Description

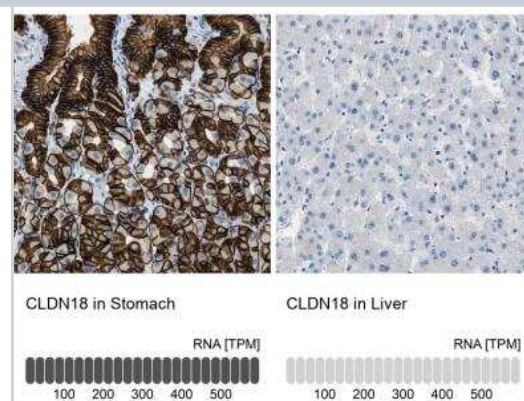
Host	Rabbit
Gene ID	51208
Gene Symbol	CLDN18
Species	Human
Reactivity Notes	Immunogen displays the following percentage of sequence identity for non-tested species: Mouse (80%), Rat (80%)
Immunogen	This antibody was developed against a recombinant protein corresponding to amino acids: MMCIACRGLAPEETNYKAVSYHASGHSVAYKPGGFKASTGFGSNTKNKKIYDG GARTEDVQSYPSKHDYV

Product Application Details

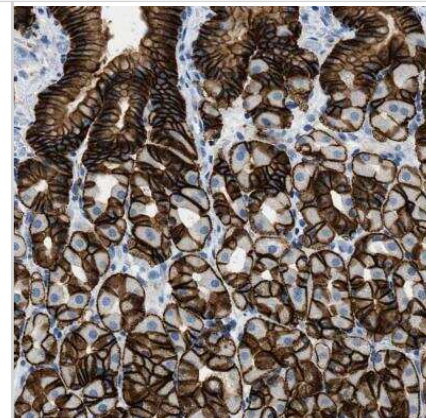
Applications	Immunohistochemistry, Immunohistochemistry-Paraffin
Recommended Dilutions	Immunohistochemistry 1:500 - 1:1000, Immunohistochemistry-Paraffin 1:500 - 1:1000
Application Notes	For IHC-Paraffin, HIER pH 6 retrieval is recommended.

Images

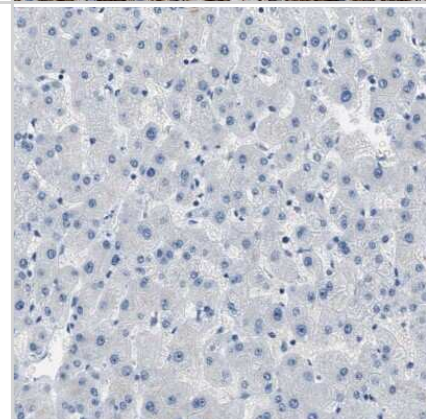
Immunohistochemistry-Paraffin: Claudin-18 Antibody [NBP2-32002] - analysis in human stomach and liver tissues. Corresponding CLDN18 RNA-seq data are presented for the same tissues.



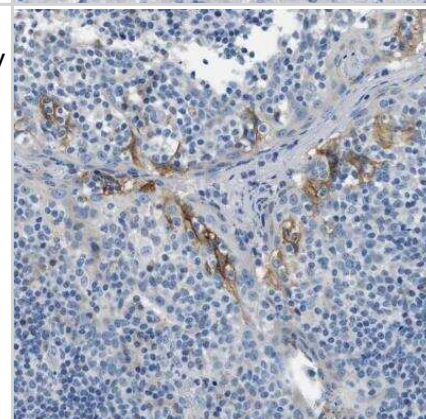
Immunohistochemistry-Paraffin: Claudin-18 Antibody [NBP2-32002] - Staining of human stomach shows strong membranous positivity in glandular cells.



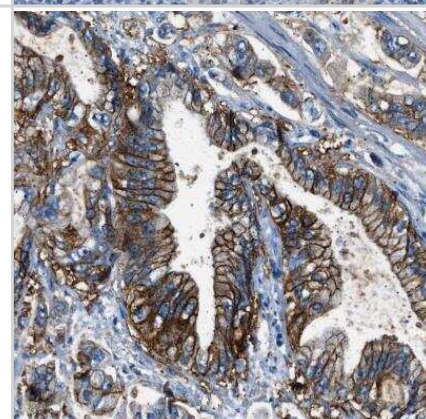
Immunohistochemistry-Paraffin: Claudin-18 Antibody [NBP2-32002] - Staining of human liver shows low expression as expected.



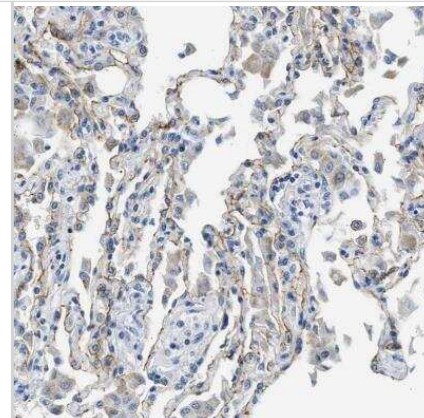
Immunohistochemistry-Paraffin: Claudin-18 Antibody [NBP2-32002] - Staining of human tonsil shows weak to moderate membranous positivity in squamous epithelial cells.



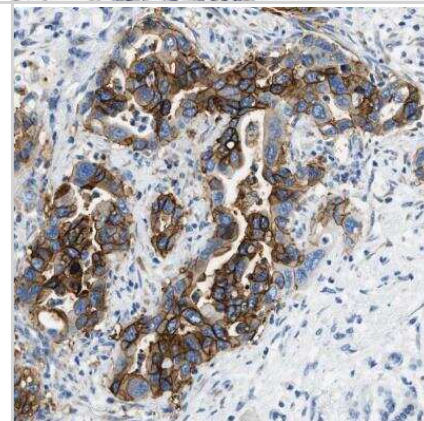
Immunohistochemistry-Paraffin: Claudin-18 Antibody [NBP2-32002] - Staining of human stomach cancer shows moderate to strong membranous positivity in tumor cells.



Immunohistochemistry-Paraffin: Claudin-18 Antibody [NBP2-32002] - Staining of human lung shows moderate membranous positivity in pneumocytes.



Immunohistochemistry-Paraffin: Claudin-18 Antibody [NBP2-32002] - Staining of human pancreatic cancer shows moderate membranous positivity in tumor cells.



Publications

Jasani B, Schildhaus H, Dodson A et al. 7P Global ring study determining reproducibility & comparability of CLDN18 testing assays in gastric cancer ESMO Open 2023-02-01



Novus Biologicals USA

10730 E. Briarwood Avenue
Centennial, CO 80112
USA
Phone: 303.730.1950
Toll Free: 1.888.506.6887
Fax: 303.730.1966
nb-customerservice@bio-techne.com

Bio-Techne Canada

21 Canmotor Ave
Toronto, ON M8Z 4E6
Canada
Phone: 905.827.6400
Toll Free: 855.668.8722
Fax: 905.827.6402
canada.inquires@bio-techne.com

Bio-Techne Ltd

19 Barton Lane
Abingdon Science Park
Abingdon, OX14 3NB, United Kingdom
Phone: (44) (0) 1235 529449
Free Phone: 0800 37 34 15
Fax: (44) (0) 1235 533420
info.EMEA@bio-techne.com

General Contact Information

www.novusbio.com
Technical Support: nb-technical@bio-techne.com
Orders: nb-customerservice@bio-techne.com
General: novus@novusbio.com

Products Related to NBP2-32002

NBP2-32002PEP	Claudin-18 Recombinant Protein Antigen
HAF008	Goat anti-Rabbit IgG Secondary Antibody [HRP]
NB7160	Goat anti-Rabbit IgG (H+L) Secondary Antibody [HRP]
NBP2-24891	Rabbit IgG Isotype Control

Limitations

This product is for research use only and is not approved for use in humans or in clinical diagnosis. Primary Antibodies are guaranteed for 1 year from date of receipt.

For more information on our 100% guarantee, please visit www.novusbio.com/guarantee

Earn gift cards/discounts by submitting a review: www.novusbio.com/reviews/submit/NBP2-32002

Earn gift cards/discounts by submitting a publication using this product:
www.novusbio.com/publications

