

# Product Datasheet

## Nucleoporin NUP85/Pericentrin 1 Antibody NBP2-31860

Unit Size: 0.1 ml

Store at 4C short term. Aliquot and store at -20C long term. Avoid freeze-thaw cycles.

[www.novusbio.com](http://www.novusbio.com)



[technical@novusbio.com](mailto:technical@novusbio.com)

Protocols, Publications, Related Products, Reviews, Research Tools and Images at:  
[www.novusbio.com/NBP2-31860](http://www.novusbio.com/NBP2-31860)

Updated 3/6/2018 v.20.1

Earn rewards for product  
reviews and publications.

Submit a publication at [www.novusbio.com/publications](http://www.novusbio.com/publications)

Submit a review at [www.novusbio.com/reviews/destination/NBP2-31860](http://www.novusbio.com/reviews/destination/NBP2-31860)



**NBP2-31860****Nucleoporin NUP85/Pericentrin 1 Antibody**

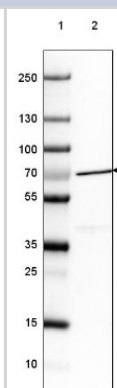
<b>Product Information</b>	
<b>Unit Size</b>	0.1 ml
<b>Concentration</b>	Concentrations vary lot to lot. See vial label for concentration. If unlisted please contact technical services.
<b>Storage</b>	Store at 4C short term. Aliquot and store at -20C long term. Avoid freeze-thaw cycles.
<b>Clonality</b>	Polyclonal
<b>Preservative</b>	0.02% Sodium Azide
<b>Isotype</b>	IgG
<b>Purity</b>	Immunogen affinity purified
<b>Buffer</b>	PBS (pH 7.2) and 40% Glycerol

<b>Product Description</b>	
<b>Host</b>	Rabbit
<b>Gene ID</b>	79902
<b>Gene Symbol</b>	NUP85
<b>Species</b>	Human
<b>Reactivity Notes</b>	Expected species cross reactivity based on sequence homology: Mouse (86%), Rat (87%)
<b>Specificity/Sensitivity</b>	Specificity of human Nucleoporin NUP85/Pericentrin 1 antibody verified on a Protein Array containing target protein plus 383 other non-specific proteins.
<b>Immunogen</b>	This antibody was developed against a recombinant protein corresponding to amino acids: DGEPTVTLIPGVNSKKNQMYFDWGPGEMLVCETSFNKKEKSEMVPSCPFYIIR KDVDVYSQILRKLFNESHGIFL

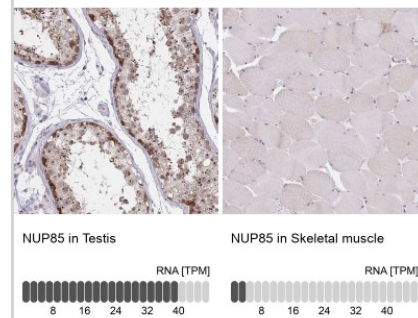
<b>Product Application Details</b>	
<b>Applications</b>	Western Blot, Immunohistochemistry, Immunohistochemistry-Paraffin
<b>Recommended Dilutions</b>	Western Blot 0.4 ug/ml, Immunohistochemistry, Immunohistochemistry-Paraffin 1:500 - 1:1000
<b>Application Notes</b>	For IHC-Paraffin, HIER pH 6 retrieval is recommended.

**Images**

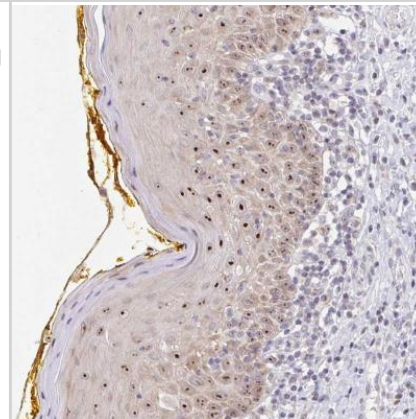
Western Blot: Nucleoporin NUP85/Pericentrin 1 Antibody [NBP2-31860]  
 - Lane 1: Marker [kDa] 250, 130, 100, 70, 55, 35, 25, 15, 10  
 Lane 2: Human cell line RT-4



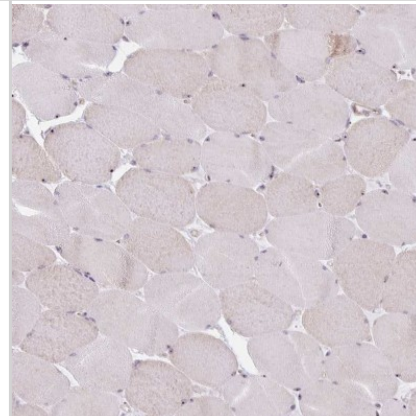
Immunohistochemistry-Paraffin: Nucleoporin NUP85/Pericentrin 1 Antibody [NBP2-31860] - Staining in human testis and skeletal muscle tissues using anti-NUP85 antibody. Corresponding NUP85 RNA-seq data are presented for the same tissues.



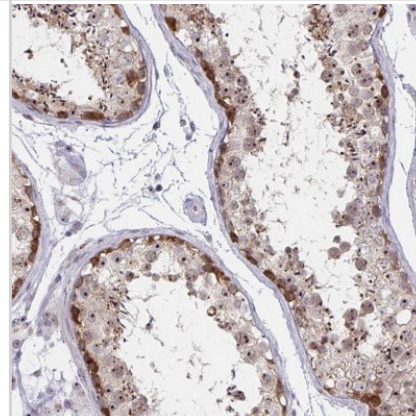
Immunohistochemistry-Paraffin: Nucleoporin NUP85/Pericentrin 1 Antibody [NBP2-31860] - Pericentrin 1 Antibody [NBP2-31860] - Staining of human oral mucosa shows moderate nucleolar positivity in squamous epithelial cells.



Immunohistochemistry-Paraffin: Nucleoporin NUP85/Pericentrin 1 Antibody [NBP2-31860] - Staining of human skeletal muscle shows low expression as expected.



Immunohistochemistry-Paraffin: Nucleoporin NUP85/Pericentrin 1 Antibody [NBP2-31860] - Staining of human testis shows high expression.





### Novus Biologicals USA

8100 Southpark Way, A-8  
Littleton, CO 80120  
USA  
Phone: 303.730.1950  
Toll Free: 1.888.506.6887  
Fax: 303.730.1966  
novus@novusbio.com

### Novus Biologicals Canada

461 North Service Road West, Unit B37  
Oakville, ON L6M 2V5  
Canada  
Phone: 905.827.6400  
Toll Free: 855.668.8722  
Fax: 905.827.6402  
canada@novusbio.com

### Novus Biologicals Europe

19 Barton Lane  
Abingdon Science Park  
Abingdon, OX14 3NB, United Kingdom  
Phone: (44) (0) 1235 529449  
Free Phone: 0800 37 34 15  
Fax: (44) (0) 1235 533420  
info@bio-techne.com

### General Contact Information

www.novusbio.com  
Technical Support: technical@novusbio.com  
Orders: orders@novusbio.com  
General: novus@novusbio.com

### Products Related to NBP2-31860

---

NBP2-31860PEP	Nucleoporin NUP85/Pericentrin 1 Recombinant Protein Antigen
HAF008	Goat anti-Rabbit IgG Secondary Antibody [HRP (Horseradish Peroxidase)]
NB7156	Goat anti-Rabbit IgG (H+L) Secondary Antibody
NBP2-24891	Rabbit IgG Isotype Control

---

### Limitations

This product is for research use only and is not approved for use in humans or in clinical diagnosis. Primary Antibodies are guaranteed for 1 year from date of receipt.

For more information on our 100% guarantee, please visit [www.novusbio.com/guarantee](http://www.novusbio.com/guarantee)

Earn gift cards/discounts by submitting a review: [www.novusbio.com/reviews/submit/NBP2-31860](http://www.novusbio.com/reviews/submit/NBP2-31860)

Earn gift cards/discounts by submitting a publication using this product:  
[www.novusbio.com/publications](http://www.novusbio.com/publications)

