

Product Datasheet

SPRR4 Antibody NBP2-30889

Unit Size: 0.1 ml

Store at 4C short term. Aliquot and store at -20C long term. Avoid freeze-thaw cycles.

www.novusbio.com



technical@novusbio.com

Protocols, Publications, Related Products, Reviews, Research Tools and Images at:
www.novusbio.com/NBP2-30889

Updated 6/7/2021 v.20.1

Earn rewards for product
reviews and publications.

Submit a publication at www.novusbio.com/publications

Submit a review at www.novusbio.com/reviews/destination/NBP2-30889



NBP2-30889

SPRR4 Antibody

Product Information	
Unit Size	0.1 ml
Concentration	Concentrations vary lot to lot. See vial label for concentration. If unlisted please contact technical services.
Storage	Store at 4C short term. Aliquot and store at -20C long term. Avoid freeze-thaw cycles.
Clonality	Polyclonal
Preservative	0.02% Sodium Azide
Isotype	IgG
Purity	Immunogen affinity purified
Buffer	PBS (pH 7.2) and 40% Glycerol

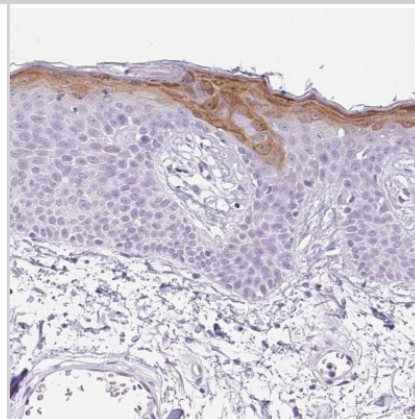
Product Description	
Host	Rabbit
Gene ID	163778
Gene Symbol	SPRR4
Species	Human
Immunogen	This antibody was developed against a recombinant protein corresponding to amino acids: VKCQETCAPKTKDPCAPQVKKQCPPKGTIIPAQQKCPSAQQASKSKQK

Product Application Details	
Applications	Immunohistochemistry, Immunohistochemistry-Paraffin
Recommended Dilutions	Immunohistochemistry 1:500 - 1:1000, Immunohistochemistry-Paraffin 1:500 - 1:1000
Application Notes	For IHC-Paraffin, HIER pH 6 retrieval is recommended.

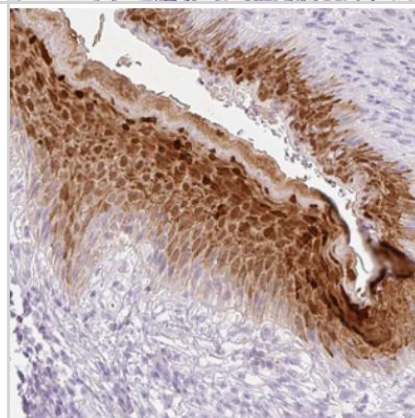


Images

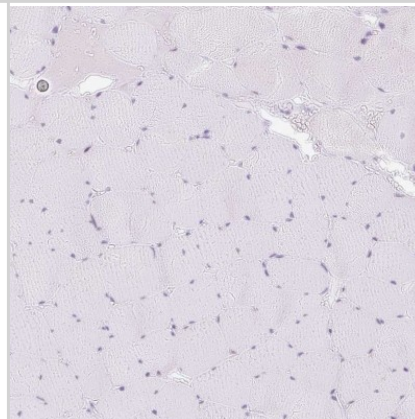
Immunohistochemistry-Paraffin: SPRR4 Antibody [NBP2-30889] - Staining of human skin shows high expression.



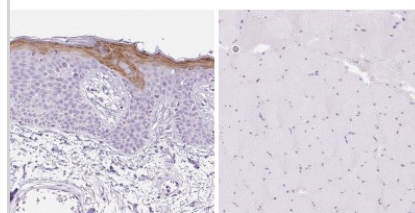
Immunohistochemistry: SPRR4 Antibody [NBP2-30889] - Staining of human vulva/anal skin shows strong cytoplasmic and nuclear positivity in epidermal cells.



Immunohistochemistry-Paraffin: SPRR4 Antibody [NBP2-30889] - Staining of human skeletal muscle shows low expression as expected.




Immunohistochemistry-Paraffin: SPRR4 Antibody [NBP2-30889] - Staining in human skin and skeletal muscle tissues using anti-SPRR4 antibody. Corresponding SPRR4 RNA-seq data are presented for the same tissues.



SPRR4 in Skin

SPRR4 in Skeletal muscle





Novus Biologicals USA

10730 E. Briarwood Avenue
Centennial, CO 80112
USA

Phone: 303.730.1950
Toll Free: 1.888.506.6887
Fax: 303.730.1966
novus@novusbio.com

Bio-Techne Canada

21 Canmotor Ave
Toronto, ON M8Z 4E6
Canada

Phone: 905.827.6400
Toll Free: 855.668.8722
Fax: 905.827.6402
canada.inquires@bio-techne.com

Bio-Techne Ltd

19 Barton Lane
Abingdon Science Park
Abingdon, OX14 3NB, United Kingdom

Phone: (44) (0) 1235 529449
Free Phone: 0800 37 34 15
Fax: (44) (0) 1235 533420
info.EMEA@bio-techne.com

General Contact Information

www.novusbio.com
Technical Support: technical@novusbio.com
Orders: orders@novusbio.com
General: novus@novusbio.com

Products Related to NBP2-30889

NBP2-30889PEP	SPRR4 Recombinant Protein Antigen
HAF008	Goat anti-Rabbit IgG Secondary Antibody [HRP (Horseradish Peroxidase)]
NB7156	Goat anti-Rabbit IgG (H+L) Secondary Antibody
NBP2-24891	Rabbit IgG Isotype Control

Limitations

This product is for research use only and is not approved for use in humans or in clinical diagnosis. Primary Antibodies are guaranteed for 1 year from date of receipt.

For more information on our 100% guarantee, please visit www.novusbio.com/guarantee

Earn gift cards/discounts by submitting a review: www.novusbio.com/reviews/submit/NBP2-30889

Earn gift cards/discounts by submitting a publication using this product:
www.novusbio.com/publications

