

# Product Datasheet

## GBX1 Antibody - BSA Free

### NBP2-30817

Unit Size: 0.1 ml

Store at 4C short term. Aliquot and store at -20C long term. Avoid freeze-thaw cycles.

[www.novusbio.com](http://www.novusbio.com)



[technical@novusbio.com](mailto:technical@novusbio.com)

Protocols, Publications, Related Products, Reviews, Research Tools and Images at:  
[www.novusbio.com/NBP2-30817](http://www.novusbio.com/NBP2-30817)

Updated 3/27/2025 v.20.1

Earn rewards for product  
reviews and publications.

Submit a publication at [www.novusbio.com/publications](http://www.novusbio.com/publications)

Submit a review at [www.novusbio.com/reviews/destination/NBP2-30817](http://www.novusbio.com/reviews/destination/NBP2-30817)



**NBP2-30817**

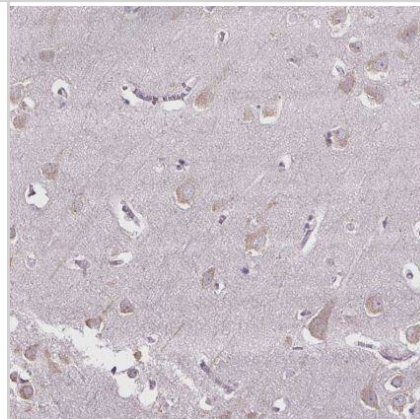
GBX1 Antibody - BSA Free

Product Information	
Unit Size	0.1 ml
Concentration	Concentrations vary lot to lot. See vial label for concentration. If unlisted please contact technical services.
Storage	Store at 4C short term. Aliquot and store at -20C long term. Avoid freeze-thaw cycles.
Clonality	Polyclonal
Preservative	0.02% Sodium Azide
Isotype	IgG
Purity	Immunogen affinity purified
Buffer	PBS (pH 7.2) and 40% Glycerol
Product Description	
Host	Rabbit
Gene ID	2636
Gene Symbol	GBX1
Species	Human
Immunogen	This antibody was developed against a recombinant protein corresponding to amino acids: ATAARNNPEPGGRRPEGGLEADEL
Product Application Details	
Applications	Immunohistochemistry, Immunohistochemistry-Paraffin
Recommended Dilutions	Immunohistochemistry 1:20 - 1:50, Immunohistochemistry-Paraffin 1:20 - 1:50
Application Notes	For IHC-Paraffin, HIER pH 6 retrieval is recommended.

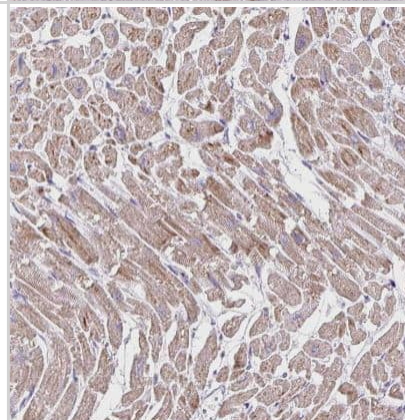


## Images

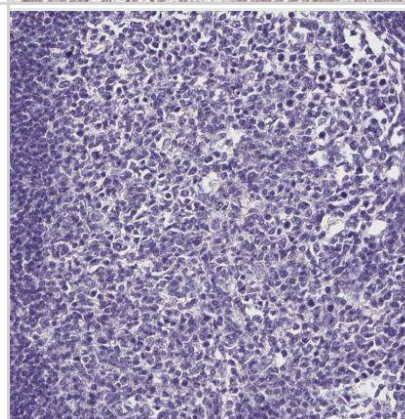
Immunohistochemistry-Paraffin: GBX1 Antibody [NBP2-30817] -Staining of human cerebral cortex shows weak cytoplasmic positivity in neurons.



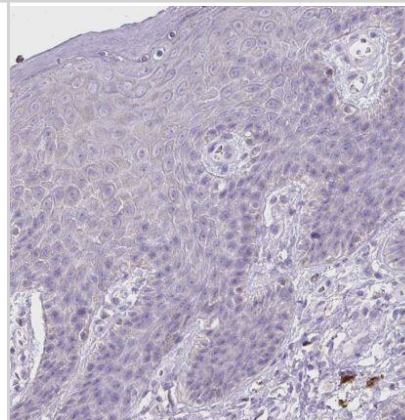
Immunohistochemistry-Paraffin: GBX1 Antibody [NBP2-30817] -Staining of human heart muscle shows moderate cytoplasmic positivity in cardiomyocytes.



Immunohistochemistry-Paraffin: GBX1 Antibody [NBP2-30817] -Staining of human lymph node shows no positivity in germinal center cells as expected.



Immunohistochemistry-Paraffin: GBX1 Antibody [NBP2-30817] -Staining of human skin shows no positivity in squamous epithelial cells as expected.





### **Novus Biologicals USA**

10730 E. Briarwood Avenue  
Centennial, CO 80112  
USA  
Phone: 303.730.1950  
Toll Free: 1.888.506.6887  
Fax: 303.730.1966  
nb-customerservice@bio-techne.com

### **Bio-Techne Canada**

21 Canmotor Ave  
Toronto, ON M8Z 4E6  
Canada  
Phone: 905.827.6400  
Toll Free: 855.668.8722  
Fax: 905.827.6402  
canada.inquires@bio-techne.com

### **Bio-Techne Ltd**

19 Barton Lane  
Abingdon Science Park  
Abingdon, OX14 3NB, United Kingdom  
Phone: (44) (0) 1235 529449  
Free Phone: 0800 37 34 15  
Fax: (44) (0) 1235 533420  
info.EMEA@bio-techne.com

### **General Contact Information**

[www.novusbio.com](http://www.novusbio.com)  
Technical Support: [nb-technical@bio-techne.com](mailto:nb-technical@bio-techne.com)  
Orders: [nb-customerservice@bio-techne.com](mailto:nb-customerservice@bio-techne.com)  
General: [novus@novusbio.com](mailto:novus@novusbio.com)

### **Limitations**

This product is for research use only and is not approved for use in humans or in clinical diagnosis. Primary Antibodies are guaranteed for 1 year from date of receipt.

For more information on our 100% guarantee, please visit [www.novusbio.com/guarantee](http://www.novusbio.com/guarantee)

Earn gift cards/discounts by submitting a review: [www.novusbio.com/reviews/submit/NBP2-30817](http://www.novusbio.com/reviews/submit/NBP2-30817)

Earn gift cards/discounts by submitting a publication using this product:  
[www.novusbio.com/publications](http://www.novusbio.com/publications)

