

# Product Datasheet

## CASC4 Antibody - BSA Free

### NBP2-30492

Unit Size: 0.1 ml

Store at 4C short term. Aliquot and store at -20C long term. Avoid freeze-thaw cycles.

[www.novusbio.com](http://www.novusbio.com)



[technical@novusbio.com](mailto:technical@novusbio.com)

Protocols, Publications, Related Products, Reviews, Research Tools and Images at:  
[www.novusbio.com/NBP2-30492](http://www.novusbio.com/NBP2-30492)

Updated 9/9/2025 v.20.1

Earn rewards for product  
reviews and publications.

Submit a publication at [www.novusbio.com/publications](http://www.novusbio.com/publications)

Submit a review at [www.novusbio.com/reviews/destination/NBP2-30492](http://www.novusbio.com/reviews/destination/NBP2-30492)



**NBP2-30492**

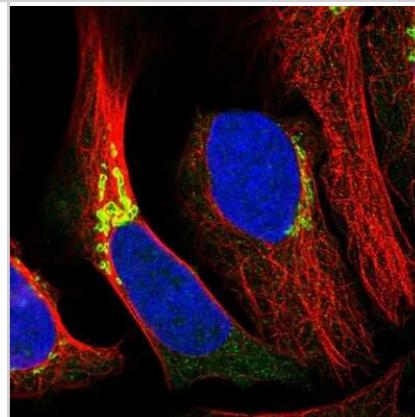
CASC4 Antibody - BSA Free

Product Information	
Unit Size	0.1 ml
Concentration	Concentrations vary lot to lot. See vial label for concentration. If unlisted please contact technical services.
Storage	Store at 4C short term. Aliquot and store at -20C long term. Avoid freeze-thaw cycles.
Clonality	Polyclonal
Preservative	0.02% Sodium Azide
Isotype	IgG
Purity	Immunogen affinity purified
Buffer	PBS (pH 7.2) and 40% Glycerol
Product Description	
Description	Novus Biologicals Rabbit CASC4 Antibody - BSA Free (NBP2-30492) is a polyclonal antibody validated for use in IHC and ICC/IF. All Novus Biologicals antibodies are covered by our 100% guarantee.
Host	Rabbit
Gene ID	113201
Gene Symbol	CASC4
Species	Human
Reactivity Notes	Immunogen displays the following percentage of sequence identity for non-tested species: Mouse (82%), Rat (82%)
Immunogen	This antibody was developed against a recombinant protein corresponding to amino acids: NTYLVKRLEYESFQCGQQMKELRAQHEENIKKLADQFLEEQKQETQKIQSNDG KELDINNQVVPKNIPKVAENVADKNE
Product Application Details	
Applications	Immunohistochemistry-Paraffin, Immunocytochemistry/ Immunofluorescence, Immunohistochemistry
Recommended Dilutions	Immunohistochemistry 1:200 - 1:500, Immunocytochemistry/ Immunofluorescence 0.25-2 ug/ml, Immunohistochemistry-Paraffin 1:200 - 1:500
Application Notes	For IHC-Paraffin, HIER pH 6 retrieval is recommended. Immunocytochemistry/Immunofluorescence Fixation Permeabilization: Use PFA/Triton X-100.

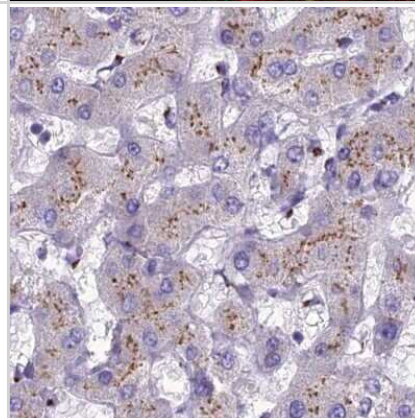


## Images

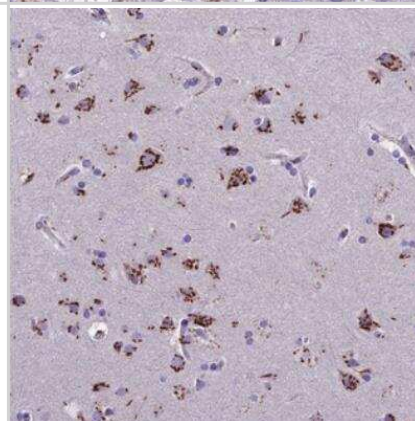
Immunocytochemistry/Immunofluorescence: CASC4 Antibody [NBP2-30492] - Immunofluorescent staining of human cell line U-2 OS shows localization to the Golgi apparatus.



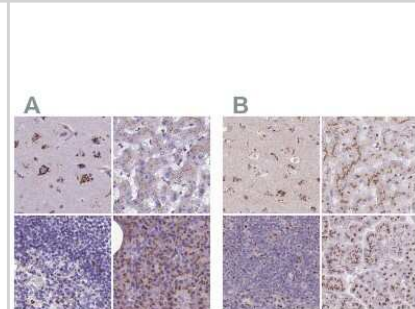
Immunohistochemistry-Paraffin: CASC4 Antibody [NBP2-30492] - Staining of human liver.



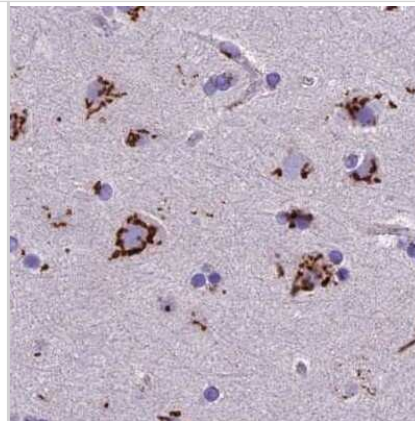
Immunohistochemistry: CASC4 Antibody [NBP2-30492] - Staining of human cerebral cortex shows strong cytoplasmic positivity with a granular pattern in neuronal cells.



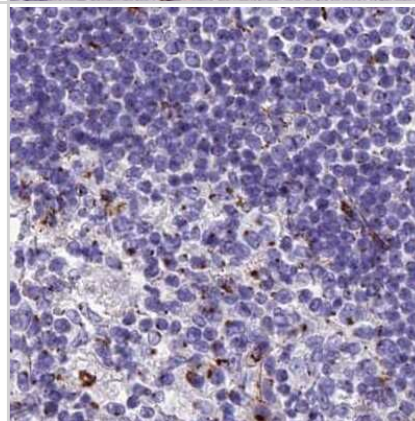
Immunohistochemistry-Paraffin: CASC4 Antibody [NBP2-30492] - Staining of human cerebral cortex, liver, lymph node and pancreas using Anti-CASC4 antibody NBP2-30492 (A) shows similar protein distribution across tissues to independent antibody NBP2-30507 (B).



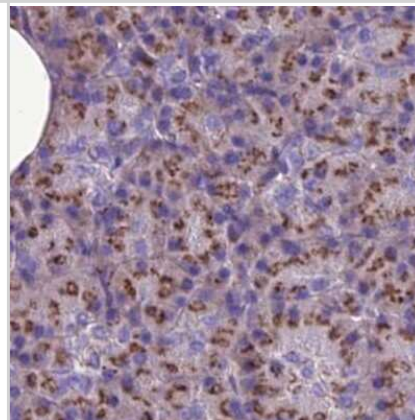
Immunohistochemistry-Paraffin: CASC4 Antibody [NBP2-30492] -  
Staining of human cerebral cortex.



Immunohistochemistry-Paraffin: CASC4 Antibody [NBP2-30492] -  
Staining of human lymph node.



Immunohistochemistry-Paraffin: CASC4 Antibody [NBP2-30492] -  
Staining of human pancreas.





### **Novus Biologicals USA**

10730 E. Briarwood Avenue  
Centennial, CO 80112  
USA  
Phone: 303.730.1950  
Toll Free: 1.888.506.6887  
Fax: 303.730.1966  
nb-customerservice@bio-techne.com

### **Bio-Techne Canada**

21 Canmotor Ave  
Toronto, ON M8Z 4E6  
Canada  
Phone: 905.827.6400  
Toll Free: 855.668.8722  
Fax: 905.827.6402  
canada.inquires@bio-techne.com

### **Bio-Techne Ltd**

19 Barton Lane  
Abingdon Science Park  
Abingdon, OX14 3NB, United Kingdom  
Phone: (44) (0) 1235 529449  
Free Phone: 0800 37 34 15  
Fax: (44) (0) 1235 533420  
info.EMEA@bio-techne.com

### **General Contact Information**

www.novusbio.com  
Technical Support: nb-technical@bio-techne.com  
Orders: nb-customerservice@bio-techne.com  
General: novus@novusbio.com

### **Products Related to NBP2-30492**

---

NBP2-30492PEP	CASC4 Recombinant Protein Antigen
HAF008	Goat anti-Rabbit IgG Secondary Antibody [HRP]
NB7160	Goat anti-Rabbit IgG (H+L) Secondary Antibody [HRP]
NBP2-24891	Rabbit IgG Isotype Control

---

### **Limitations**

This product is for research use only and is not approved for use in humans or in clinical diagnosis. Primary Antibodies are guaranteed for 1 year from date of receipt.

For more information on our 100% guarantee, please visit [www.novusbio.com/guarantee](http://www.novusbio.com/guarantee)

Earn gift cards/discounts by submitting a review: [www.novusbio.com/reviews/submit/NBP2-30492](http://www.novusbio.com/reviews/submit/NBP2-30492)

Earn gift cards/discounts by submitting a publication using this product:  
[www.novusbio.com/publications](http://www.novusbio.com/publications)

