

Product Datasheet

CASK Interacting Protein 1 Antibody - BSA Free NBP2-30414

Unit Size: 0.1 ml

Store at 4C short term. Aliquot and store at -20C long term. Avoid freeze-thaw cycles.

www.novusbio.com



technical@novusbio.com

Protocols, Publications, Related Products, Reviews, Research Tools and Images at:
www.novusbio.com/NBP2-30414

Updated 9/9/2025 v.20.1

Earn rewards for product
reviews and publications.

Submit a publication at www.novusbio.com/publications

Submit a review at www.novusbio.com/reviews/destination/NBP2-30414



NBP2-30414**CASK Interacting Protein 1 Antibody - BSA Free****Product Information**

Unit Size	0.1 ml
Concentration	Concentrations vary lot to lot. See vial label for concentration. If unlisted please contact technical services.
Storage	Store at 4C short term. Aliquot and store at -20C long term. Avoid freeze-thaw cycles.
Clonality	Polyclonal
Preservative	0.02% Sodium Azide
Isotype	IgG
Purity	Immunogen affinity purified
Buffer	PBS (pH 7.2) and 40% Glycerol

Product Description

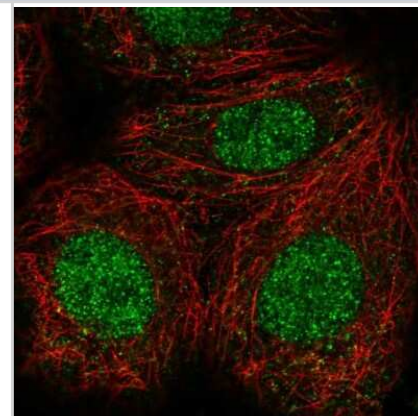
Description	Novus Biologicals Rabbit CASK Interacting Protein 1 Antibody - BSA Free (NBP2-30414) is a polyclonal antibody validated for use in IHC and ICC/IF. All Novus Biologicals antibodies are covered by our 100% guarantee.
Host	Rabbit
Gene ID	57524
Gene Symbol	CASKIN1
Species	Human
Immunogen	This antibody was developed against a recombinant protein corresponding to amino acids: GKEQELVQAVKAEDVGTAQRLLQRPRPGKAKLLGSTKKINVNFQDPDGFSA

Product Application Details

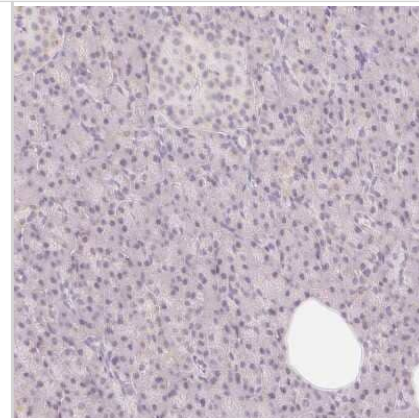
Applications	Immunohistochemistry-Paraffin, Immunocytochemistry/ Immunofluorescence, Immunohistochemistry
Recommended Dilutions	Immunohistochemistry 1:500 - 1:1000, Immunocytochemistry/ Immunofluorescence 0.25-2 ug/ml, Immunohistochemistry-Paraffin 1:500 - 1:1000
Application Notes	For IHC-Paraffin, HIER pH 6 retrieval is recommended. Immunocytochemistry/Immunofluorescence Fixation Permeabilization: Use PFA/Triton X-100.

Images

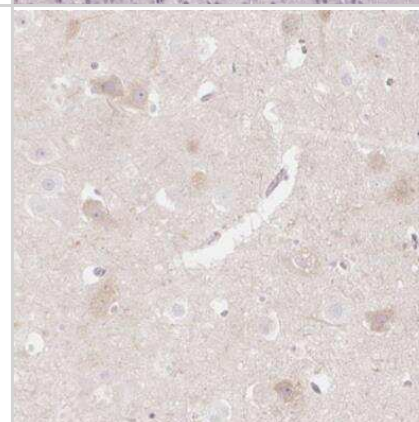
Immunocytochemistry/Immunofluorescence: CASK Interacting Protein 1 Antibody [NBP2-30414] - Immunofluorescent staining of human cell line MCF7 shows localization to nucleus.



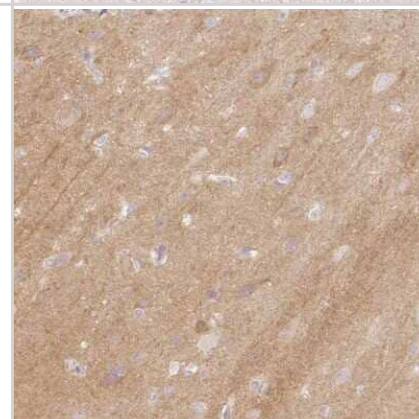
Immunohistochemistry-Paraffin: CASK Interacting Protein 1 Antibody [NBP2-30414] - Staining of human pancreas shows low expression as expected.



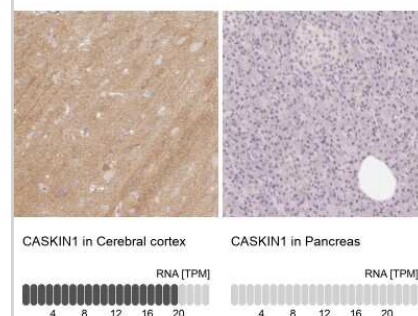
Immunohistochemistry: CASK Interacting Protein 1 Antibody [NBP2-30414] - Staining of human hippocampus shows moderate cytoplasmic positivity in neuronal cells.



Immunohistochemistry-Paraffin: CASK Interacting Protein 1 Antibody [NBP2-30414] - Staining of human cerebral cortex shows moderate cytoplasmic positivity in subset of neuronal cells and neuropil.



Immunohistochemistry-Paraffin: CASK Interacting Protein 1 Antibody [NBP2-30414] - Staining in human cerebral cortex and pancreas tissues using anti-CASKIN1 antibody. Corresponding CASKIN1 RNA-seq data are presented for the same tissues.





Novus Biologicals USA

10730 E. Briarwood Avenue
Centennial, CO 80112
USA
Phone: 303.730.1950
Toll Free: 1.888.506.6887
Fax: 303.730.1966
nb-customerservice@bio-techne.com

Bio-Techne Canada

21 Canmotor Ave
Toronto, ON M8Z 4E6
Canada
Phone: 905.827.6400
Toll Free: 855.668.8722
Fax: 905.827.6402
canada.inquires@bio-techne.com

Bio-Techne Ltd

19 Barton Lane
Abingdon Science Park
Abingdon, OX14 3NB, United Kingdom
Phone: (44) (0) 1235 529449
Free Phone: 0800 37 34 15
Fax: (44) (0) 1235 533420
info.EMEA@bio-techne.com

General Contact Information

www.novusbio.com
Technical Support: nb-technical@bio-techne.com
Orders: nb-customerservice@bio-techne.com
General: novus@novusbio.com

Products Related to NBP2-30414

NBP2-30414PEP	CASK Interacting Protein 1 Recombinant Protein Antigen
HAF008	Goat anti-Rabbit IgG Secondary Antibody [HRP]
NB7160	Goat anti-Rabbit IgG (H+L) Secondary Antibody [HRP]
NBP2-24891	Rabbit IgG Isotype Control

Limitations

This product is for research use only and is not approved for use in humans or in clinical diagnosis. Primary Antibodies are guaranteed for 1 year from date of receipt.

For more information on our 100% guarantee, please visit www.novusbio.com/guarantee

Earn gift cards/discounts by submitting a review: www.novusbio.com/reviews/submit/NBP2-30414

Earn gift cards/discounts by submitting a publication using this product:
www.novusbio.com/publications

