

Product Datasheet

CYBB/NOX2 Antibody NBP2-30099

Unit Size: 50ul

Store at 4C short term. Aliquot and store at -20C long term. Avoid freeze-thaw cycles.

www.novusbio.com



technical@novusbio.com

Protocols, Publications, Related Products, Reviews, Research Tools and Images at:
www.novusbio.com/NBP2-30099

Updated 6/13/2024 v.20.1

Earn rewards for product
reviews and publications.

Submit a publication at www.novusbio.com/publications

Submit a review at www.novusbio.com/reviews/destination/NBP2-30099



NBP2-30099**CYBB/NOX2 Antibody****Product Information**

Unit Size	50ul
Concentration	0.5 mg/ml
Storage	Store at 4C short term. Aliquot and store at -20C long term. Avoid freeze-thaw cycles.
Clonality	Polyclonal
Preservative	0.09% Sodium Azide
Isotype	IgG
Purity	Affinity purified
Buffer	PBS, 2% Sucrose
Target Molecular Weight	62 kDa

Product Description

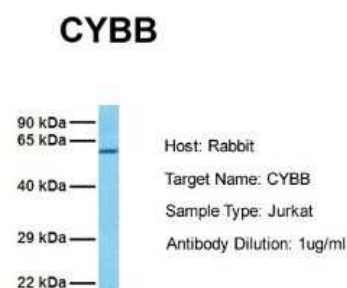
Description	The addition of 50% glycerol is optional for those storing this antibody at -20C and not aliquoting smaller units. However, please note that glycerol may interrupt some downstream antibody applications and should be added with caution.
Host	Rabbit
Gene ID	1536
Gene Symbol	CYBB
Species	Human
Specificity/Sensitivity	Protein Accession# :NP_000388, Nucleotide Accession#:NM_000397
Immunogen	The immunogen for Anti-CYBB antibody is: synthetic peptide directed towards the C-terminal region of Human CYBB, Protein (#AA): GRPNWDNEFKTIASQHPNTRIGVFLCGPEALAETLSKQSIENSESGPRGV The peptide sequence for this immunogen was taken from within the described region.

Product Application Details

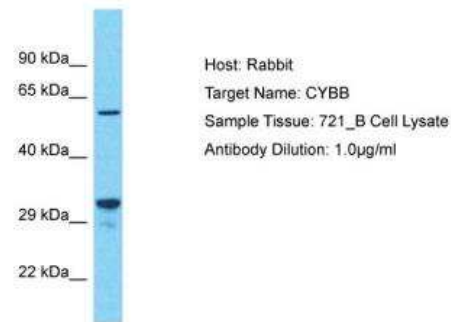
Applications	Western Blot
Recommended Dilutions	Western Blot 1.0 ug/ml

Images


Western Blot: CYBB/NOX2 Antibody [NBP2-30099] - Sample Tissue:
Human Jurkat Antibody Dilution: 1.0 ug/ml




Western Blot: CYBB/NOX2 Antibody [NBP2-30099]




Western Blot: CYBB/NOX2 Antibody [NBP2-30099] - Analysis of 721_B whole cell lysates, Antibody Dilution: 1 ug/ml.



Western Blot: CYBB/NOX2 Antibody [NBP2-30099] - Sample Type: 721_B Whole Cell lysates Antibody Dilution: 1.0 ug/ml



Western Blot: CYBB/NOX2 Antibody [NBP2-30099] - Sample Type: 721_B Whole Cell lysates Antibody Dilution: 1 ug/ml





Novus Biologicals USA

10730 E. Briarwood Avenue
Centennial, CO 80112
USA
Phone: 303.730.1950
Toll Free: 1.888.506.6887
Fax: 303.730.1966
nb-customerservice@bio-techne.com

Bio-Techne Canada

21 Canmotor Ave
Toronto, ON M8Z 4E6
Canada
Phone: 905.827.6400
Toll Free: 855.668.8722
Fax: 905.827.6402
canada.inquires@bio-techne.com

Bio-Techne Ltd

19 Barton Lane
Abingdon Science Park
Abingdon, OX14 3NB, United Kingdom
Phone: (44) (0) 1235 529449
Free Phone: 0800 37 34 15
Fax: (44) (0) 1235 533420
info.EMEA@bio-techne.com

General Contact Information

www.novusbio.com
Technical Support: nb-technical@bio-
techne.com
Orders: nb-customerservice@bio-techne.com
General: novus@novusbio.com

Limitations

This product is for research use only and is not approved for use in humans or in clinical diagnosis. Primary Antibodies are guaranteed for 1 year from date of receipt.

For more information on our 100% guarantee, please visit www.novusbio.com/guarantee

Earn gift cards/discounts by submitting a review: www.novusbio.com/reviews/submit/NBP2-30099

Earn gift cards/discounts by submitting a publication using this product:
www.novusbio.com/publications

