

Product Datasheet

TNF-alpha Antibody (6N1E7) - Azide Free NBP2-27224SS

Unit Size: 0.025 mg

Store at 4C short term. Aliquot and store at -20C long term. Avoid freeze-thaw cycles.

www.novusbio.com



technical@novusbio.com

Protocols, Publications, Related Products, Reviews, Research Tools and Images at:
www.novusbio.com/NBP2-27224

Updated 3/12/2025 v.20.1

Earn rewards for product
reviews and publications.

Submit a publication at www.novusbio.com/publications

Submit a review at www.novusbio.com/reviews/destination/NBP2-27224



NBP2-27224SS


TNF-alpha Antibody (6N1E7) - Azide Free

Product Information	
Unit Size	0.025 mg
Concentration	1.0 mg/ml
Storage	Store at 4C short term. Aliquot and store at -20C long term. Avoid freeze-thaw cycles.
Clonality	Monoclonal
Clone	6N1E7
Preservative	No Preservative
Isotype	IgG1 Kappa
Purity	Protein G purified
Buffer	0.2 ml sterile PBS
Product Description	
Host	Mouse
Gene ID	7124
Gene Symbol	TNF
Species	Human, Mouse
Immunogen	Full-length recombinant human TNF alpha was used as the immunogen for this antibody.
Product Application Details	
Applications	Western Blot, Flow Cytometry, Block/Neutralize, CyTOF-ready
Recommended Dilutions	Western Blot 2-4ug/ml, Flow Cytometry 1ul/1 million cells, CyTOF-ready, Block/Neutralize

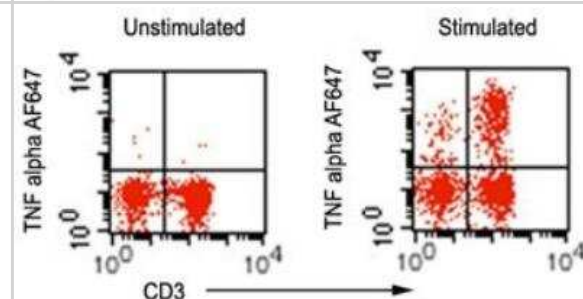


Images

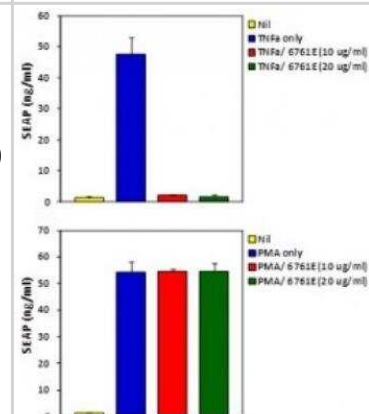
Western Blot: TNF-alpha Antibody (6N1E7) - Azide Free [NBP2-27224] - Analysis of TNF alpha recombinant protein using TNF alpha antibody at 3 ug/ml. Goat anti-mouse Ig HRP secondary antibody and PicoTect ECL substrate solution were used for this test.



Flow Cytometry: TNF-alpha Antibody (6N1E7) - Azide Free [NBP2-27224] - Human PBMC were stimulated with PMA (10 ng/ml) and Ionomycin (500 ng/ml) for 5h in presence of Brefeldin A. At the end of stimulation, cells were surface stained with before testing with by intracellular staining. Fixed and permeabilized cells were incubated with 10 ul (0.5 ug) of TNF antibody (or) for 30 minutes on ice. Lymphocyte population was gated for analysis to show TNF alpha positive T cells.



Blocking/Neutralizing: TNF-alpha Antibody (6N1E7) - Azide Free [NBP2-27224] - Validation of inhibitory effects of TNF alpha antibody on TNF alpha activity in the cell line. NF-kB/SEAPorter cells were plated in 96-well plate at 5×10^4 cells per well for 16 h. Cells were pre-incubated with TNF alpha antibody at 10 and 20 ug/ml for 1 hr, then treated with 10 ng/ml TNF alpha or 10 ng/ml PMA. After 24h, the secreted alkaline phosphatase (SEAP) was analyzed using the SEAPorterAssay Kit .





Novus Biologicals USA

10730 E. Briarwood Avenue
Centennial, CO 80112
USA
Phone: 303.730.1950
Toll Free: 1.888.506.6887
Fax: 303.730.1966
nb-customerservice@bio-techne.com

Bio-Techne Canada

21 Canmotor Ave
Toronto, ON M8Z 4E6
Canada
Phone: 905.827.6400
Toll Free: 855.668.8722
Fax: 905.827.6402
canada.inquires@bio-techne.com

Bio-Techne Ltd

19 Barton Lane
Abingdon Science Park
Abingdon, OX14 3NB, United Kingdom
Phone: (44) (0) 1235 529449
Free Phone: 0800 37 34 15
Fax: (44) (0) 1235 533420
info.EMEA@bio-techne.com

General Contact Information

www.novusbio.com
Technical Support: nb-technical@bio-techne.com
Orders: nb-customerservice@bio-techne.com
General: novus@novusbio.com

Limitations

This product is for research use only and is not approved for use in humans or in clinical diagnosis. Primary Antibodies are guaranteed for 1 year from date of receipt.

For more information on our 100% guarantee, please visit www.novusbio.com/guarantee

Earn gift cards/discounts by submitting a review: www.novusbio.com/reviews/submit/NBP2-27224

Earn gift cards/discounts by submitting a publication using this product:
www.novusbio.com/publications

