

Product Datasheet

MUC2 Antibody (CCP58) NBP2-25221

Unit Size: 0.1 mg

Store at 4C.

www.novusbio.com



technical@novusbio.com

Reviews: 3 Publications: 7

Protocols, Publications, Related Products, Reviews, Research Tools and Images at:
www.novusbio.com/NBP2-25221

Updated 10/23/2024 v.20.1

**Earn rewards for product
reviews and publications.**

Submit a publication at www.novusbio.com/publications

Submit a review at www.novusbio.com/reviews/destination/NBP2-25221



NBP2-25221**MUC2 Antibody (CCP58)**

Product Information	
Unit Size	0.1 mg
Concentration	0.2 mg/ml
Storage	Store at 4C.
Clonality	Monoclonal
Clone	CCP58
Preservative	0.05% Sodium Azide
Isotype	IgG1 Kappa
Purity	Protein A or G purified
Buffer	10 mM PBS with 0.05% BSA
Target Molecular Weight	520 kDa

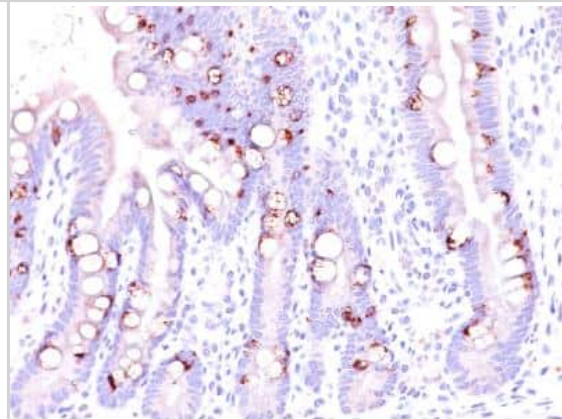
Product Description	
Description	<p>200ug/ml of antibody purified from Bioreactor Concentrate by Protein A or G. Prepared in 10 mM PBS with 0.05% BSA & 0.05% azide. Also available WITHOUT BSA & azide at 1.0 mg/ml. (NBP2-33157)</p> <p>Antibody with azide - store at 2 to 8C. Antibody without azide - store at -20 to -80 C.</p>
Host	Mouse
Gene ID	4583
Gene Symbol	MUC2
Species	Human
Specificity/Sensitivity	Recognizes a single glycoprotein of 520kDa, identified as mucin 2 (MUC2). This monoclonal antibody shows no cross-reaction with human milk fat globule membranes, MUC1, or MUC3. Its epitope has been defined as GTQTP (GlyThrGlnThrPro). Mucins are high molecular weight glycoproteins, which constitute the major component of the mucus layer that protects the gastric epithelium. MUC2 is specifically expressed in goblet cells of the small intestine in about 65% of colonic carcinomas and about 40% of gastric carcinomas. MUC2 is rarely expressed outside of the GI tract with the exceptions of mucinous carcinoma of breast and clear cell-type carcinomas of the ovary.
Immunogen	A synthetic peptide of 29 amino acids, KYPTTTPISTTTMTPTPTGTGTQTPTTT from MUC2 protein, coupled to KLH. (Uniprot: Q02817)

Product Application Details	
Applications	Western Blot, Immunohistochemistry, Immunohistochemistry-Paraffin
Recommended Dilutions	Western Blot 0.5-1ug/ml, Immunohistochemistry, Immunohistochemistry-Paraffin 1-2 ug/ml
Application Notes	Immunohistochemistry (Formalin-fixed): 1-2ug/ml for 30 minutes at RT. Staining of formalin-fixed tissues requires heating tissue sections in 10mM Tris with 1mM EDTA, pH 9.0, for 45 min at 95C followed by cooling at RT for 20 minutes. Optimal dilution for a specific application should be determined. Western Blot reported in scientific literature (PMID: 27084834).



Images

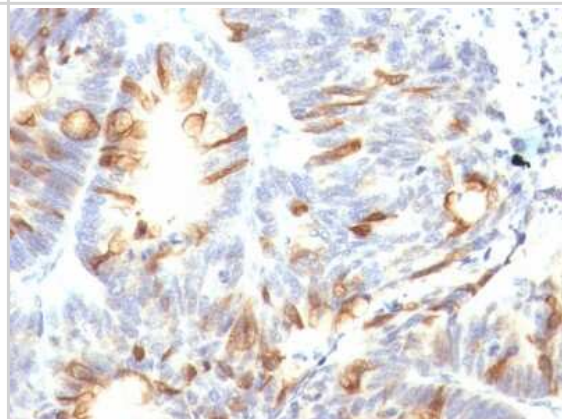
Immunohistochemistry-Paraffin: MUC2 Antibody (CCP58) [NBP2-25221]
- Formalin-paraffin normal human intestine (20X) stained with MUC2 antibody (1:200), peroxidase-conjugate and DAB chromogen.



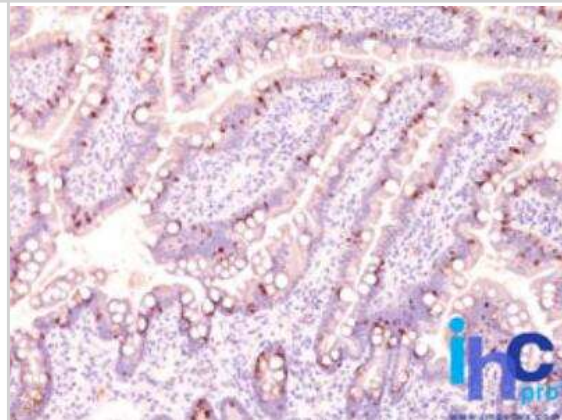
Western Blot: MUC2 Antibody (CCP58) [NBP2-25221] - MDA MB 231 cells and HCC827 human non-small cell lung cancer cell line lysates. Image from verified customer review.



Immunohistochemistry-Paraffin: MUC2 Antibody (CCP58) [NBP2-25221]
- Formalin-fixed, paraffin-embedded human Colon Carcinoma stained with MUC2 Antibody (CCP58).



Immunohistochemistry-Paraffin: MUC2 Antibody (CCP58) [NBP2-25221]
- Formalin-fixed, paraffin-embedded normal human intestine (10X) stained with MUC2 antibody (1:200), peroxidase-conjugate and DAB chromogen.



Publications

Al-Shaibi AA, Abdel-Motal UM, Hubrack SZ et al. Human AGR2 Deficiency Causes Mucus Barrier Dysfunction and Infantile Inflammatory Bowel Disease Cellular and Molecular Gastroenterology and Hepatology 2021-07-06 [PMID: 34237462] (Immunoprecipitation, Western Blot)

Wu D, Su S, Zha X et al. Glutamine promotes O-GlcNAcylation of G6PD and inhibits AGR2 S-glutathionylation to maintain the intestinal mucus barrier in burned septic mice Redox biology 2022-12-20 [PMID: 36565645] (WB, Mouse, Human)

Kobayashi T, Omori Y, Ono Y et al. Pathways for the development of multiple epithelial types of intraductal papillary mucinous neoplasm of the pancreas Journal of gastroenterology 2021-04-01 [PMID: 33796937]

Hermelijn SM, Wolf JL, Dorine den Toom T et al. Early KRAS oncogenic driver mutations in non-mucinous tissue of Congenital Pulmonary Airway Malformations as an indicator of potential malignant behavior Hum. Pathol. 2020-07-15 [PMID: 32681943] (IHC-P, Human)

Aoki Y, Mizuma M, Hata T et al. Intraductal papillary neoplasms of the bile duct are consisted of two distinct types specifically associated with clinicopathological features and molecular phenotypes J Pathol. [PMID: 32100878] (IF/IHC, Human)

Workman MJ, Gleeson JP, Troisi EJ et al. Enhanced Utilization of Induced Pluripotent Stem Cell-Derived Human Intestinal Organoids Using Microengineered Chips Cell Mol Gastroenterol Hepatol 2017-12-29 [PMID: 29930984] (Human)

Salerno-Goncalves R, Safavie F, Fasano A, Sztein MB. Free and complexed-secretory immunoglobulin A triggers distinct intestinal epithelial responses. Clin. Exp. Immunol. 2016-04-16 [PMID: 27084834] (IHC-P, WB, Human)





Novus Biologicals USA

10730 E. Briarwood Avenue
Centennial, CO 80112
USA
Phone: 303.730.1950
Toll Free: 1.888.506.6887
Fax: 303.730.1966
nb-customerservice@bio-techne.com

Bio-Techne Canada

21 Canmotor Ave
Toronto, ON M8Z 4E6
Canada
Phone: 905.827.6400
Toll Free: 855.668.8722
Fax: 905.827.6402
canada.inquires@bio-techne.com

Bio-Techne Ltd

19 Barton Lane
Abingdon Science Park
Abingdon, OX14 3NB, United Kingdom
Phone: (44) (0) 1235 529449
Free Phone: 0800 37 34 15
Fax: (44) (0) 1235 533420
info.EMEA@bio-techne.com

General Contact Information

www.novusbio.com
Technical Support: nb-technical@bio-techne.com
Orders: nb-customerservice@bio-techne.com
General: novus@novusbio.com

Products Related to NBP2-25221

HAF007	Goat anti-Mouse IgG Secondary Antibody [HRP]
NB720-B	Rabbit anti-Mouse IgG (H+L) Secondary Antibody [Biotin]
NBP1-43319-0.5mg	Mouse IgG1 Kappa Isotype Control (P3.6.2.8.1)
210-TA-005	TNF-alpha [Unconjugated]

Limitations

This product is for research use only and is not approved for use in humans or in clinical diagnosis. Primary Antibodies are guaranteed for 1 year from date of receipt.

For more information on our 100% guarantee, please visit www.novusbio.com/guarantee

Earn gift cards/discounts by submitting a review: www.novusbio.com/reviews/submit/NBP2-25221

Earn gift cards/discounts by submitting a publication using this product:
www.novusbio.com/publications

