

# Product Datasheet

## CCR6 Antibody (18B9E6) - BSA Free NBP2-25220

Unit Size: 0.1 mg

Store at 4C short term. Aliquot and store at -20C long term. Avoid freeze-thaw cycles.

[www.novusbio.com](http://www.novusbio.com)



[technical@novusbio.com](mailto:technical@novusbio.com)

### Publications: 6

Protocols, Publications, Related Products, Reviews, Research Tools and Images at:  
[www.novusbio.com/NBP2-25220](http://www.novusbio.com/NBP2-25220)

Updated 2/27/2025 v.20.1

Earn rewards for product  
reviews and publications.

Submit a publication at [www.novusbio.com/publications](http://www.novusbio.com/publications)

Submit a review at [www.novusbio.com/reviews/destination/NBP2-25220](http://www.novusbio.com/reviews/destination/NBP2-25220)



**NBP2-25220**

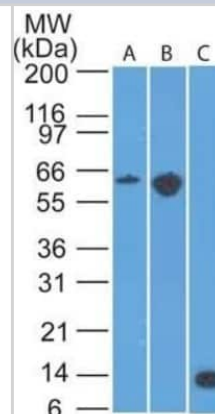
CCR6 Antibody (18B9E6) - BSA Free

Product Information	
Unit Size	0.1 mg
Concentration	1.0 mg/ml
Storage	Store at 4C short term. Aliquot and store at -20C long term. Avoid freeze-thaw cycles.
Clonality	Monoclonal
Clone	18B9E6
Preservative	0.05% Sodium Azide
Isotype	IgG2a Kappa
Purity	Protein G purified
Buffer	PBS
Product Description	
Host	Rat
Gene ID	1235
Gene Symbol	CCR6
Species	Human, Mouse
Reactivity Notes	Human reactivity reported in scientific literature (PMID: 28684423).
Immunogen	A recombinant protein consisting of the external domains of mouse CD196 (CCR6) was used as the immunogen for the antibody.
Product Application Details	
Applications	Western Blot, Immunohistochemistry, Immunohistochemistry-Paraffin
Recommended Dilutions	Western Blot 2-5 ug/ml, Immunohistochemistry 1:10-1:500, Immunohistochemistry-Paraffin 5 ug/ml
Application Notes	Staining of formalin-fixed tissues is enhanced by boiling tissue sections in 10 mM sodium citrate buffer, pH 6.0 for 10-20 min followed by cooling at RT for 20 min.

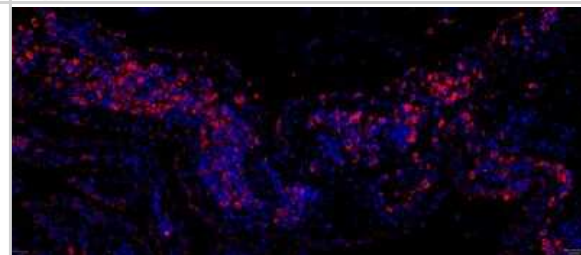


## Images

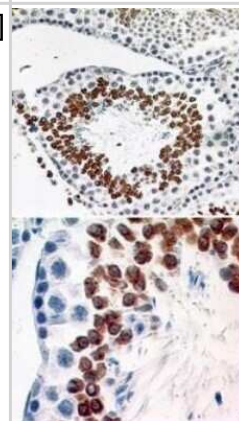
Western Blot: CCR6 Antibody (18B9E6) [NBP2-25220] - A) mouse EL4, B) conA treated EL4 lysate and C) partial recombinant protein using CD196 antibody at 2 ug/ml.



Immunohistochemistry-Paraffin: CCR6 Antibody (18B9E6) - BSA Free [NBP2-25220] - CCR6 staining using GE Cell DIVE (20x) on Human Rheumatoid Arthritis synovium (10 ug/ml w/ 1:500 Donkey anti-Rat AF555). Image from verified customer review.



Immunohistochemistry-Paraffin: CCR6 Antibody (18B9E6) [NBP2-25220] - Normal mouse testis tissue stained with CD196 antibody (5 ug/ml), peroxidase-conjugate and DAB chromogen. Note cytoplasmic and membrane staining.



## Publications

Abe N, Kono M, Kono M et al. Glycogen synthase kinase 3 beta/CCR6-positive bone marrow cells correlate with disease activity in multicentric Castleman disease-TAFRO British journal of haematology 2021-12-06 [PMID: 34873687] (IHC-P, Human)

Singh M, Singh V, Schurman JV et al. The relationship between mucosal inflammatory cells, specific symptoms, and psychological functioning in youth with irritable bowel syndrome Sci Rep 2020-07-20 [PMID: 32686762] (IF/IHC)

Jiang X, Huang Z, Sun X et al. CCL18-NIR1/GPR3 promotes oral cancer cell growth and metastasis by activating the JAK2/STAT3 signalling pathway BMC Cancer 2020-07-10 [PMID: 32641093] (ICC/IF, IHC-P, Human)

Singh M, Singh V, Schurman JV, Friesen CA Mucosal Th17 Cells Are Increased in Pediatric Functional Dyspepsia Associated with Chronic Gastritis Dig. Dis. Sci. 2020-01-08 [PMID: 31916087] (IF/IHC)

Chen J, Martindale JL, Cramer C et al. The RNA-binding protein HuR contributes to neuroinflammation by promoting C-C chemokine receptor 6 (CCR6) expression on Th17 cells J. Biol. Chem. 2017-07-06 [PMID: 28684423] (WB, Human)

Cecchinato V, Bernasconi E, Speck RF et al. Impairment of CCR6+ and CXCR3+ Th Cell Migration in HIV-1 Infection Is Rescued by Modulating Actin Polymerization. J. Immunol. 2017-01-01 [PMID: 27895171] (IF/IHC, Mouse)





### **Novus Biologicals USA**

10730 E. Briarwood Avenue  
Centennial, CO 80112  
USA  
Phone: 303.730.1950  
Toll Free: 1.888.506.6887  
Fax: 303.730.1966  
nb-customerservice@bio-techne.com

### **Bio-Techne Canada**

21 Canmotor Ave  
Toronto, ON M8Z 4E6  
Canada  
Phone: 905.827.6400  
Toll Free: 855.668.8722  
Fax: 905.827.6402  
canada.inquires@bio-techne.com

### **Bio-Techne Ltd**

19 Barton Lane  
Abingdon Science Park  
Abingdon, OX14 3NB, United Kingdom  
Phone: (44) (0) 1235 529449  
Free Phone: 0800 37 34 15  
Fax: (44) (0) 1235 533420  
info.EMEA@bio-techne.com

### **General Contact Information**

www.novusbio.com  
Technical Support: nb-technical@bio-  
techne.com  
Orders: nb-customerservice@bio-techne.com  
General: novus@novusbio.com

### **Limitations**

This product is for research use only and is not approved for use in humans or in clinical diagnosis. Primary Antibodies are guaranteed for 1 year from date of receipt.

For more information on our 100% guarantee, please visit [www.novusbio.com/guarantee](http://www.novusbio.com/guarantee)

Earn gift cards/discounts by submitting a review: [www.novusbio.com/reviews/submit/NBP2-25220](http://www.novusbio.com/reviews/submit/NBP2-25220)

Earn gift cards/discounts by submitting a publication using this product:  
[www.novusbio.com/publications](http://www.novusbio.com/publications)

