

# Product Datasheet

## LC3A Antibody - BSA Free NBP2-24394SS

Unit Size: 0.025 mg

Store at 4C short term. Aliquot and store at -20C long term. Avoid freeze-thaw cycles.

[www.novusbio.com](http://www.novusbio.com)



[technical@novusbio.com](mailto:technical@novusbio.com)

**Reviews: 1**

Protocols, Publications, Related Products, Reviews, Research Tools and Images at:  
[www.novusbio.com/NBP2-24394](http://www.novusbio.com/NBP2-24394)

Updated 9/9/2025 v.20.1

**Earn rewards for product  
reviews and publications.**

Submit a publication at [www.novusbio.com/publications](http://www.novusbio.com/publications)

Submit a review at [www.novusbio.com/reviews/destination/NBP2-24394](http://www.novusbio.com/reviews/destination/NBP2-24394)



**NBP2-24394SS**

LC3A Antibody - BSA Free

**Product Information**

<b>Unit Size</b>	0.025 mg
<b>Concentration</b>	1.0 mg/ml
<b>Storage</b>	Store at 4C short term. Aliquot and store at -20C long term. Avoid freeze-thaw cycles.
<b>Clonality</b>	Polyclonal
<b>Preservative</b>	0.05% Sodium Azide
<b>Isotype</b>	IgG
<b>Purity</b>	Protein G purified
<b>Buffer</b>	PBS

**Product Description**

<b>Description</b>	Novus Biologicals Rabbit LC3A Antibody - BSA Free (NBP2-24394) is a polyclonal antibody validated for use in IHC and WB. All Novus Biologicals antibodies are covered by our 100% guarantee.
<b>Host</b>	Rabbit
<b>Gene ID</b>	84557
<b>Gene Symbol</b>	MAP1LC3A
<b>Species</b>	Human, Rat
<b>Reactivity Notes</b>	Rat reactivity reported from a verified customer review.
<b>Marker</b>	Autophagosome Marker
<b>Immunogen</b>	A portion of amino acids 1-50 of human ATG8 (LC3, MAP1LC3A, APG8) was used as the immunogen for this LC3A antibody.

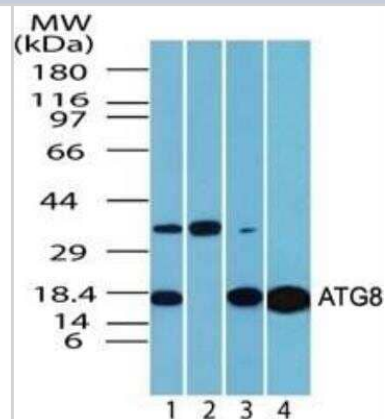
**Product Application Details**

<b>Applications</b>	Western Blot, Immunohistochemistry-Paraffin, Immunohistochemistry
<b>Recommended Dilutions</b>	Western Blot 1:1000. Use reported by customer review, Immunohistochemistry, Immunohistochemistry-Paraffin 5 - 10 ug/mL

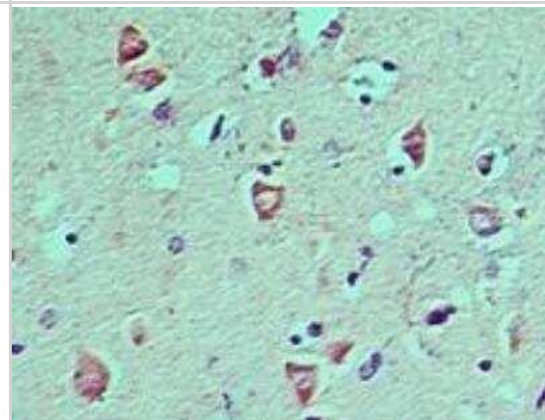


## Images


Western Blot: LC3A Antibody [NBP2-24394] - Lysate from human brain in the 1) absence, 2) presence of immunizing peptide, 3) mouse brain and 4) rat brain probed with ATG8 antibody at 1 ug/mL.



Immunohistochemistry-Paraffin: LC3A Antibody [NBP2-24394] - Staining of Human brain probed with ATG8 antibody at 5 ug/ml.



Western Blot: LC3A Antibody [NBP2-24394] - The expression of LC3A in rat tissue. Antibody dilution 1:1000. Western blot image submitted by a verified customer review.





### **Novus Biologicals USA**

10730 E. Briarwood Avenue  
Centennial, CO 80112  
USA  
Phone: 303.730.1950  
Toll Free: 1.888.506.6887  
Fax: 303.730.1966  
nb-customerservice@bio-techne.com

### **Bio-Techne Canada**

21 Canmotor Ave  
Toronto, ON M8Z 4E6  
Canada  
Phone: 905.827.6400  
Toll Free: 855.668.8722  
Fax: 905.827.6402  
canada.inquires@bio-techne.com

### **Bio-Techne Ltd**

19 Barton Lane  
Abingdon Science Park  
Abingdon, OX14 3NB, United Kingdom  
Phone: (44) (0) 1235 529449  
Free Phone: 0800 37 34 15  
Fax: (44) (0) 1235 533420  
info.EMEA@bio-techne.com

### **General Contact Information**

[www.novusbio.com](http://www.novusbio.com)  
Technical Support: nb-technical@bio-techne.com  
Orders: nb-customerservice@bio-techne.com  
General: novus@novusbio.com

### **Limitations**

This product is for research use only and is not approved for use in humans or in clinical diagnosis. Primary Antibodies are guaranteed for 1 year from date of receipt.

For more information on our 100% guarantee, please visit [www.novusbio.com/guarantee](http://www.novusbio.com/guarantee)

Earn gift cards/discounts by submitting a review: [www.novusbio.com/reviews/submit/NBP2-24394](http://www.novusbio.com/reviews/submit/NBP2-24394)

Earn gift cards/discounts by submitting a publication using this product:  
[www.novusbio.com/publications](http://www.novusbio.com/publications)

