

Product Datasheet

Rab5a Antibody (3A4) - BSA Free NBP1-04340SS

Unit Size: 0.02 ml

Store at 4C short term. Aliquot and store at -20C long term. Avoid freeze-thaw cycles.

www.novusbio.com



technical@novusbio.com

Publications: 1

Protocols, Publications, Related Products, Reviews, Research Tools and Images at:
www.novusbio.com/NBP1-04340

Updated 9/9/2025 v.20.1

Earn rewards for product
reviews and publications.

Submit a publication at www.novusbio.com/publications

Submit a review at www.novusbio.com/reviews/destination/NBP1-04340



NBP1-04340SS

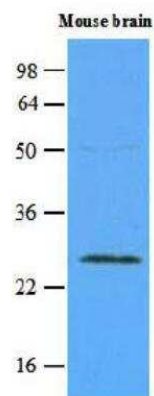
Rab5a Antibody (3A4) - BSA Free

Product Information	
Unit Size	0.02 ml
Concentration	1.0 mg/ml
Storage	Store at 4C short term. Aliquot and store at -20C long term. Avoid freeze-thaw cycles.
Clonality	Monoclonal
Clone	3A4
Preservative	0.02% Sodium Azide
Isotype	IgG2b Kappa
Purity	Protein G purified
Buffer	PBS (pH 7.4), 10% Glycerol
Product Description	
Description	Novus Biologicals Mouse Rab5a Antibody (3A4) - BSA Free (NBP1-04340) is a monoclonal antibody validated for use in WB, ELISA, Flow, ICC/IF and IP. All Novus Biologicals antibodies are covered by our 100% guarantee.
Host	Mouse
Gene ID	5868
Gene Symbol	RAB5A
Species	Human, Mouse
Marker	Early Endosome Marker
Immunogen	Recombinant human Rab5a (1-215aa) purified from E. coli
Product Application Details	
Applications	Western Blot, ELISA, Flow Cytometry, Immunocytochemistry/Immunofluorescence, Immunoprecipitation
Recommended Dilutions	Western Blot 1:500-1:2000, Flow Cytometry Validated for Flow Cytometry from a verified customer review., ELISA 1:100-1:2000, Immunocytochemistry/Immunofluorescence, Immunoprecipitation

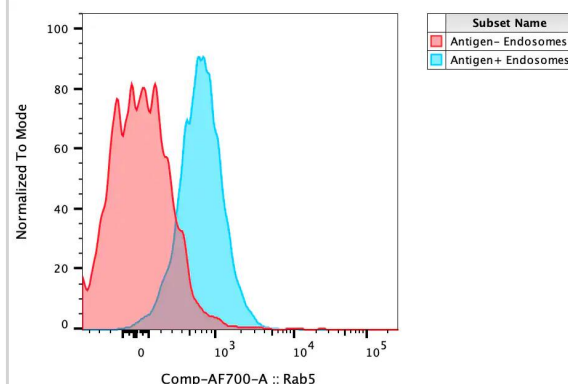


Images

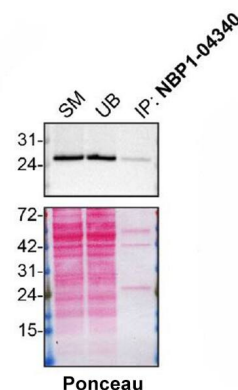
Western Blot: Rab5a Antibody (3A4) [NBP1-04340] - The extracts of mouse brain (45ug) were resolved by SDS-PAGE, transferred to NC membrane and probed with anti-human Rab5a (1:500). Proteins were visualized using a goat anti-mouse secondary antibody conjugated to HRP and an ECL detection system.



Flow Cytometry: Mouse Rab5a mAb (3A4) - BSA Free [NBP1-04340] - Flow cytometry of purified endosomes from mouse bone marrow derived dendritic cells bearing (blue curve) or absent of (red curve) fluorescent antigen. Endosomes stained with Alex Fluor 700 conjugated to Rab5a (NBP1-04340AF700). Image from a verified customer review.



HAP1 lysates were prepared, and immunoprecipitation was performed using 2.0 ug of Rab5a antibody (Catalog # NBP1-04340) pre-coupled to Dynabeads protein G. Samples were washed and processed for Western Blot with Rab5a antibody. For Western Blot, Rb x Rab5a was used at 1/1000. The Ponceau stained transfers of each blot are shown. SM=4% starting material; UB=4% unbound fraction; IP=immunoprecipitate. Image, protocol and testing courtesy of YCharOS Inc. (ycharos.com).



Publications

Halbert D, Domenyuk V, Spetzler D et al. Aptamers and uses thereof United States Patent Application US 9958448 B2 2018-01-01



Novus Biologicals USA

10730 E. Briarwood Avenue
Centennial, CO 80112
USA
Phone: 303.730.1950
Toll Free: 1.888.506.6887
Fax: 303.730.1966
nb-customerservice@bio-techne.com

Bio-Techne Canada

21 Canmotor Ave
Toronto, ON M8Z 4E6
Canada
Phone: 905.827.6400
Toll Free: 855.668.8722
Fax: 905.827.6402
canada.inquires@bio-techne.com

Bio-Techne Ltd

19 Barton Lane
Abingdon Science Park
Abingdon, OX14 3NB, United Kingdom
Phone: (44) (0) 1235 529449
Free Phone: 0800 37 34 15
Fax: (44) (0) 1235 533420
info.EMEA@bio-techne.com

General Contact Information

www.novusbio.com
Technical Support: nb-technical@bio-techne.com
Orders: nb-customerservice@bio-techne.com
General: novus@novusbio.com

Products Related to NBP1-04340SS

HAF007	Goat anti-Mouse IgG Secondary Antibody [HRP]
NB720-B	Rabbit anti-Mouse IgG (H+L) Secondary Antibody [Biotin]
NBP1-43317-0.5mg	Mouse IgG2b Kappa Light Chain Isotype Control (MG2b)
NBC1-18504	Recombinant Human Rab5a Protein

Limitations

This product is for research use only and is not approved for use in humans or in clinical diagnosis. Primary Antibodies are guaranteed for 1 year from date of receipt.

For more information on our 100% guarantee, please visit www.novusbio.com/guarantee

Earn gift cards/discounts by submitting a review: www.novusbio.com/reviews/submit/NBP1-04340

Earn gift cards/discounts by submitting a publication using this product:
www.novusbio.com/publications

