

Product Datasheet

DC-LAMP Antibody (104G4) - Azide and BSA Free DDX0190P-100

Unit Size: 0.1 mg

Store at -20C. Avoid freeze-thaw cycles.

www.novusbio.com



technical@novusbio.com

Publications: 23

Protocols, Publications, Related Products, Reviews, Research Tools and Images at:
www.novusbio.com/DDX0190P-100

Updated 2/21/2025 v.20.1

Earn rewards for product
reviews and publications.

Submit a publication at www.novusbio.com/publications

Submit a review at www.novusbio.com/reviews/destination/DDX0190P-100



DDX0190P-100

DC-LAMP Antibody (104G4) - Azide and BSA Free

Product Information

Unit Size	0.1 mg
Concentration	0.5 mg/ml
Storage	Store at -20C. Avoid freeze-thaw cycles.
Clonality	Monoclonal
Clone	104G4
Preservative	No Preservative
Isotype	IgG1
Purity	Ion exchange chromatography
Buffer	Tris-NaCl (pH 8.0)

Product Description

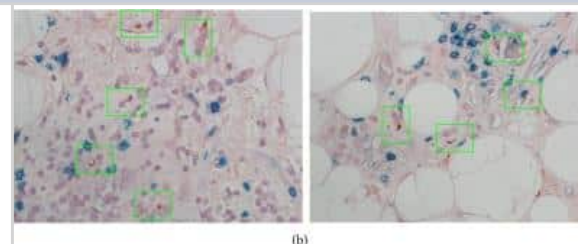
Host	Mouse
Gene ID	27074
Gene Symbol	LAMP3
Species	Human
Reactivity Notes	Sheep, Porcine
Immunogen	DC-LAMP/CD208 was used as immunogen.
Notes	This product is manufactured by Eurobio Scientific (formerly Dendritics) and distributed by Novus Biologicals.

Product Application Details

Applications	Flow Cytometry, Immunocytochemistry/ Immunofluorescence, Immunohistochemistry, Immunohistochemistry-Frozen, Immunohistochemistry-Paraffin
Recommended Dilutions	Flow Cytometry 1:10-1:1000, Immunohistochemistry 1:10-1:500, Immunocytochemistry/ Immunofluorescence, Immunohistochemistry-Paraffin, Immunohistochemistry-Frozen 1:10-1:500

Images

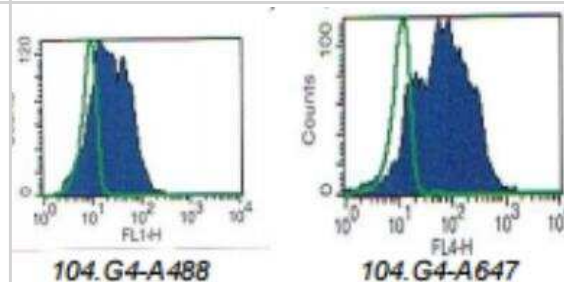
Immunohistochemistry: DC-LAMP Antibody (104G4) [DDX0190P-100] - Immunohistochemistry for DC-LAMP (brown dots), a marker for mature dendritic cells, CD4 (red) and CD8 (green). Green boxes denote areas with DC-LAMP positive cells. 400x magnification. Image collected and cropped by CiteAb from the following publication (hindawi.com/journals/sarcoma/2015/547460/), licensed under a CC-BY license.



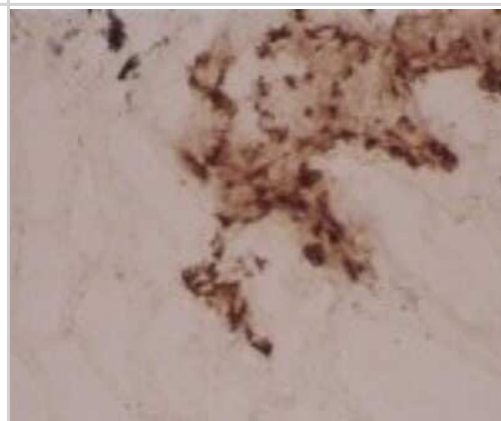
Immunocytochemistry/Immunofluorescence: DC-LAMP Antibody (104G4) [DDX0190P-100] - Sheep submaxillary lymph node cortex cryosection



Flow Cytometry: DC-LAMP Antibody (104G4) [DDX0190P-100] - Intracellular FACS staining of human monocytes cultured 24h with GM-CSF, IL4, LPS



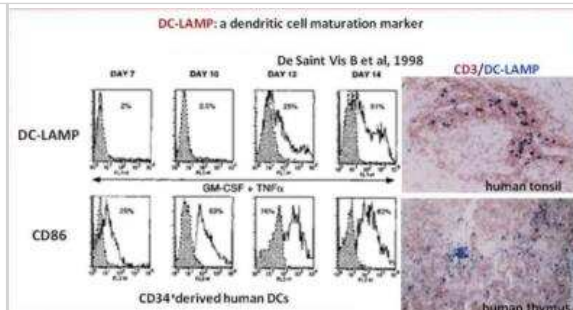
Immunohistochemistry-Frozen: DC-LAMP Antibody (104G4) [DDX0190P-100] - Analysis of human lung frozen section with clone 104G4 (DX0190)



Immunohistochemistry: DC-LAMP Antibody (104G4) [DDX0190P-100] - IHC on cryosection of human tonsil: double staining CD3 (red) DC-LAMP 104G4(blue)



Flow Cytometry: DC-LAMP Antibody (104G4) [DDX0190P-100] - DC-LAMP: dendritic cell maturation marker



Publications

Warner BD, Harris AW, Pravec P et Al. LIGHTCURVE PHOTOMETRY OPPORTUNITIES: 2014 JULY-SEPTEMBER Minor Planet Bull 2014-01-01 [PMID: 32457962]

Warner BD, Carbognani A, Franco L et Al. LIGHTCURVE ANALYSIS OF THE NEAR-EARTH ASTEROID 2015 TB145 Minor Planet Bull 2016-01-01 [PMID: 32455372]

Chen R, Huang M, Yang X et al. CALR-TLR4 Complex Inhibits Non-Small Cell Lung Cancer Progression by Regulating the Migration and Maturation of Dendritic Cells Frontiers in Oncology 2021-10-01 [PMID: 34660305] (Immunohistochemistry, Block/Neutralize)

Jeong H, Lee YW, Park IH et al. Comparison of the pathogenesis of SARS-CoV-2 infection in K18-hACE2 mice and Syrian golden hamster models Disease models & mechanisms 2022-10-12 [PMID: 36222118] (IHC-P)

Xue D, Tabib T, Morse C, Lafyatis R Transcriptome landscape of myeloid cells in human skin reveals diversity, rare populations and putative DC progenitors Journal of Dermatological Science 2019-11-01 [PMID: 31836271] (ICC/IF, Human)

Li Shaolong, Han Xue, Lyu Ning et al Mechanism and prognostic value of indoleamine 2,3-dioxygenase 1 expressed in hepatocellular carcinoma. Cancer Sci. 2018-12-01 [PMID: 30264546] (IF, IF/IHC, Human)

Details:

Citation using the Alexa Fluor 546 version of this antibody.

de Saint Vis B et al. A novel lysosome-associated membrane glycoprotein, DC-LAMP, induced upon DC maturation, is transiently expressed in MHC class II compartment. Immunity 1998-09-01 [PMID: 9768752]

Chang C et al. Primary central nervous system diffuse large B-cell lymphoma has poorer immune cell infiltration and prognosis than its peripheral counterpart. Histopathology 2015-11-01 [PMID: 25829022]

Tseng WW et al. Analysis of the intratumoral adaptive immune response in well differentiated and dedifferentiated retroperitoneal liposarcoma. Sarcoma 2015-01-01 [PMID: 25705114]

Pavot V et al. Cutting edge: New chimeric NOD2/TLR2 adjuvant drastically increases vaccine immunogenicity. J Immunol 2014-12-01 [PMID: 25392526]

Gulati N et al. Molecular characterization of human skin response to diphencyprone at peak and resolution phases: therapeutic insights. J Invest Dermatol 2014-10-01 [PMID: 24751728]

Takechi H et al. Clinical and immunological implications of increase in CD208+ dendritic cells in tonsils of patients with immunoglobulin A nephropathy. Nephrol Dial Transplant 2013-12-01 [PMID: 24081865]

More publications at <http://www.novusbio.com/DDX0190P-100>



Novus Biologicals USA

10730 E. Briarwood Avenue
Centennial, CO 80112
USA
Phone: 303.730.1950
Toll Free: 1.888.506.6887
Fax: 303.730.1966
nb-customerservice@bio-techne.com

Bio-Techne Canada

21 Canmotor Ave
Toronto, ON M8Z 4E6
Canada
Phone: 905.827.6400
Toll Free: 855.668.8722
Fax: 905.827.6402
canada.inquires@bio-techne.com

Bio-Techne Ltd

19 Barton Lane
Abingdon Science Park
Abingdon, OX14 3NB, United Kingdom
Phone: (44) (0) 1235 529449
Free Phone: 0800 37 34 15
Fax: (44) (0) 1235 533420
info.EMEA@bio-techne.com

General Contact Information

www.novusbio.com
Technical Support: nb-technical@bio-techne.com
Orders: nb-customerservice@bio-techne.com
General: novus@novusbio.com

Products Related to DDX0190P-100

HAF007	Goat anti-Mouse IgG Secondary Antibody [HRP]
NB720-B	Rabbit anti-Mouse IgG (H+L) Secondary Antibody [Biotin]
NBP1-97005-0.5mg	Mouse IgG1 Isotype Control (MG1)
NBP2-52299-0.05mg	Recombinant Human DC-LAMP His Protein

Limitations

This product is for research use only and is not approved for use in humans or in clinical diagnosis. Primary Antibodies are guaranteed for 1 year from date of receipt.

For more information on our 100% guarantee, please visit www.novusbio.com/guarantee

Earn gift cards/discounts by submitting a review: www.novusbio.com/reviews/submit/DDX0190P-100

Earn gift cards/discounts by submitting a publication using this product:
www.novusbio.com/publications

