

# Product Datasheet

## BAI2 Antibody NLS982

Unit Size: 0.05 ml

Store at 4C short term. Aliquot and store at -20C long term. Avoid freeze-thaw cycles.

[www.novusbio.com](http://www.novusbio.com)



[technical@novusbio.com](mailto:technical@novusbio.com)

Protocols, Publications, Related Products, Reviews, Research Tools and Images at:  
[www.novusbio.com/NLS982](http://www.novusbio.com/NLS982)

Updated 3/28/2021 v.20.1

Earn rewards for product  
reviews and publications.

Submit a publication at [www.novusbio.com/publications](http://www.novusbio.com/publications)

Submit a review at [www.novusbio.com/reviews/destination/NLS982](http://www.novusbio.com/reviews/destination/NLS982)



**NLS982****BAI2 Antibody****Product Information**

<b>Unit Size</b>	0.05 ml
<b>Concentration</b>	1.0 mg/ml
<b>Storage</b>	Store at 4C short term. Aliquot and store at -20C long term. Avoid freeze-thaw cycles.
<b>Clonality</b>	Polyclonal
<b>Preservative</b>	0.1% Sodium Azide
<b>Isotype</b>	IgG
<b>Purity</b>	Immunogen affinity purified
<b>Buffer</b>	PBS

**Product Description**

<b>Host</b>	Rabbit
<b>Gene ID</b>	576
<b>Gene Symbol</b>	ADGRB2
<b>Species</b>	Human, Mouse, Rat, Porcine, Canine, Equine, Hamster, Monkey, Primate
<b>Reactivity Notes</b>	Predicted cross-reactivity based on sequence identity: Gorilla (100%), Gibbon (100%), Marmoset (100%).
<b>Specificity/Sensitivity</b>	Human BAI2. BLAST analysis of the peptide immunogen showed no homology with other human proteins.
<b>Immunogen</b>	Synthetic 16 amino acid peptide from N-terminal extracellular domain of human BAI2.

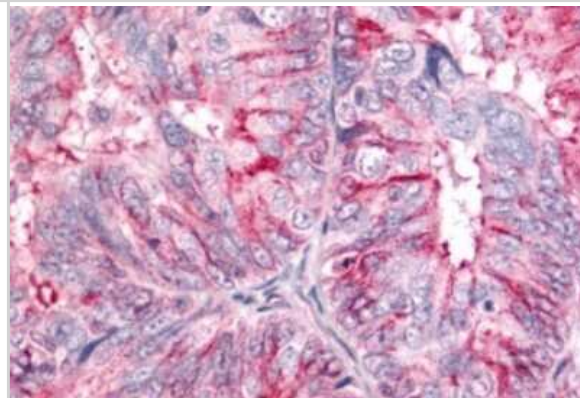
**Product Application Details**

<b>Applications</b>	Immunohistochemistry, Immunohistochemistry-Paraffin
<b>Recommended Dilutions</b>	Immunohistochemistry, Immunohistochemistry-Paraffin 2-3 ug/ml

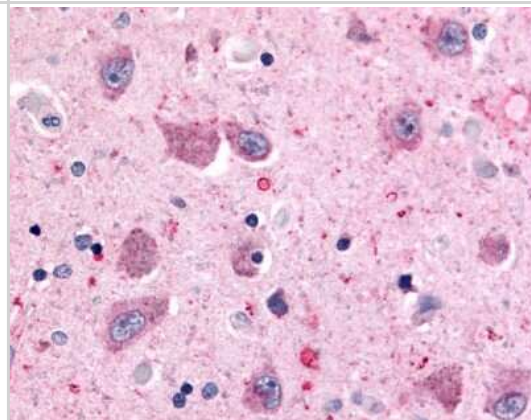


## Images

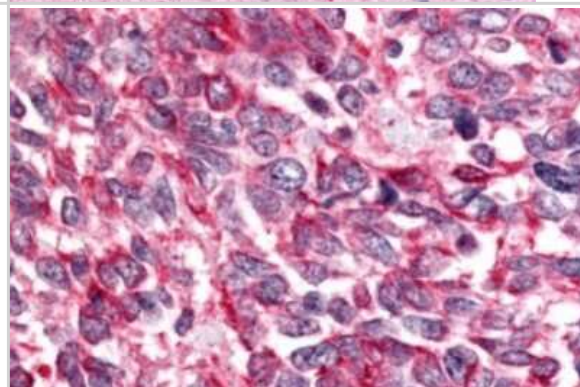
Immunohistochemistry-Paraffin: BAI2 Antibody [NLS982] - Anti-BAI2 antibody IHC of human Ovary, Carcinoma. Immunohistochemistry of formalin-fixed, paraffin-embedded tissue after heat-induced antigen retrieval.



Immunohistochemistry-Paraffin: BAI2 Antibody [NLS982] - Analysis of anti-BAI2 antibody with human brain, neurons and glia.



Immunohistochemistry-Paraffin: BAI2 Antibody [NLS982] - Anti-BAI2 antibody IHC of human Lung, Small Cell Carcinoma. Immunohistochemistry of formalin-fixed, paraffin-embedded tissue after heat-induced antigen retrieval.





### **Novus Biologicals USA**

10730 E. Briarwood Avenue  
Centennial, CO 80112  
USA  
Phone: 303.730.1950  
Toll Free: 1.888.506.6887  
Fax: 303.730.1966  
nb-customerservice@bio-techne.com

### **Bio-Techne Canada**

21 Canmotor Ave  
Toronto, ON M8Z 4E6  
Canada  
Phone: 905.827.6400  
Toll Free: 855.668.8722  
Fax: 905.827.6402  
canada.inquires@bio-techne.com

### **Bio-Techne Ltd**

19 Barton Lane  
Abingdon Science Park  
Abingdon, OX14 3NB, United Kingdom  
Phone: (44) (0) 1235 529449  
Free Phone: 0800 37 34 15  
Fax: (44) (0) 1235 533420  
info.EMEA@bio-techne.com

### **General Contact Information**

[www.novusbio.com](http://www.novusbio.com)  
Technical Support: nb-technical@bio-techne.com  
Orders: nb-customerservice@bio-techne.com  
General: novus@novusbio.com

### **Limitations**

This product is for research use only and is not approved for use in humans or in clinical diagnosis. Primary Antibodies are guaranteed for 1 year from date of receipt.

For more information on our 100% guarantee, please visit [www.novusbio.com/guarantee](http://www.novusbio.com/guarantee)

Earn gift cards/discounts by submitting a review: [www.novusbio.com/reviews/submit/NLS982](http://www.novusbio.com/reviews/submit/NLS982)

Earn gift cards/discounts by submitting a publication using this product:  
[www.novusbio.com/publications](http://www.novusbio.com/publications)

