

# Product Datasheet

## P2Y4/P2RY4 Antibody NLS5011

Unit Size: 0.05 ml

Store at 4C short term. Aliquot and store at -20C long term. Avoid freeze-thaw cycles.

[www.novusbio.com](http://www.novusbio.com)



[technical@novusbio.com](mailto:technical@novusbio.com)

Protocols, Publications, Related Products, Reviews, Research Tools and Images at:  
[www.novusbio.com/NLS5011](http://www.novusbio.com/NLS5011)

Updated 3/28/2021 v.20.1

Earn rewards for product  
reviews and publications.

Submit a publication at [www.novusbio.com/publications](http://www.novusbio.com/publications)

Submit a review at [www.novusbio.com/reviews/destination/NLS5011](http://www.novusbio.com/reviews/destination/NLS5011)



**NLS5011****P2Y4/P2RY4 Antibody**

<b>Product Information</b>	
<b>Unit Size</b>	0.05 ml
<b>Concentration</b>	1.0 mg/ml
<b>Storage</b>	Store at 4C short term. Aliquot and store at -20C long term. Avoid freeze-thaw cycles.
<b>Clonality</b>	Polyclonal
<b>Preservative</b>	0.1% Sodium Azide
<b>Isotype</b>	IgG
<b>Purity</b>	Immunogen affinity purified
<b>Buffer</b>	PBS

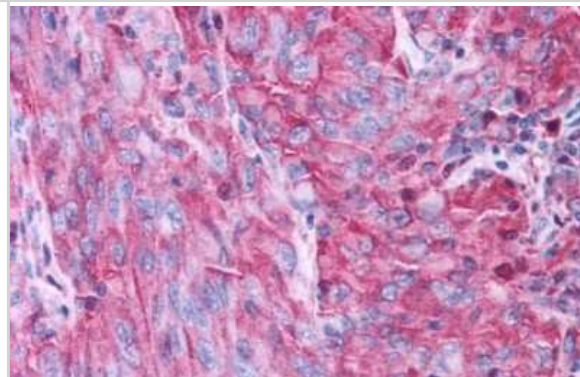
<b>Product Description</b>	
<b>Host</b>	Rabbit
<b>Gene ID</b>	5030
<b>Gene Symbol</b>	P2RY4
<b>Species</b>	Human, Primate, Monkey
<b>Reactivity Notes</b>	Predicted cross-reactivity based on sequence identity: Gorilla (100%), Rabbit (86%), Porcine (86%), Opossum (86%).
<b>Specificity/Sensitivity</b>	Human P2Y4/P2RY4. BLAST analysis of the peptide immunogen showed no homology with other human proteins.
<b>Immunogen</b>	Synthetic 14 amino acid peptide from 1st cytoplasmic domain of human P2RY4 / P2Y4.

<b>Product Application Details</b>	
<b>Applications</b>	Immunohistochemistry, Immunohistochemistry-Paraffin
<b>Recommended Dilutions</b>	Immunohistochemistry, Immunohistochemistry-Paraffin 64 ug/ml

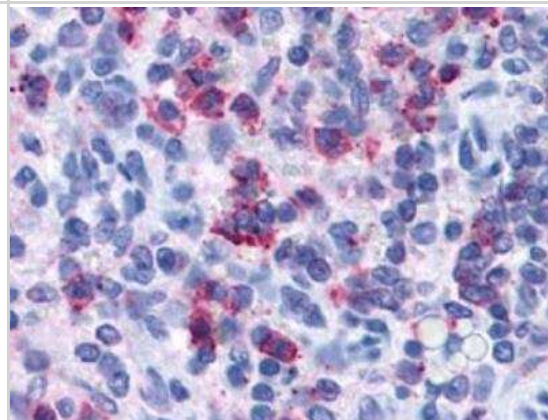


## Images

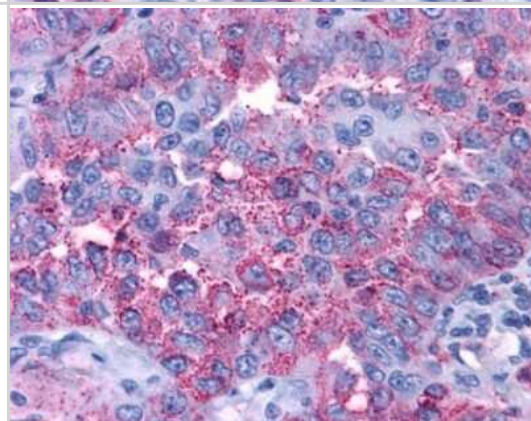
Immunohistochemistry-Paraffin: P2Y4/P2RY4 Antibody [NLS5011] - Anti-P2RY4 / P2Y4 antibody IHC of human Skin, Melanoma. Immunohistochemistry of formalin-fixed, paraffin-embedded tissue after heat-induced antigen retrieval.



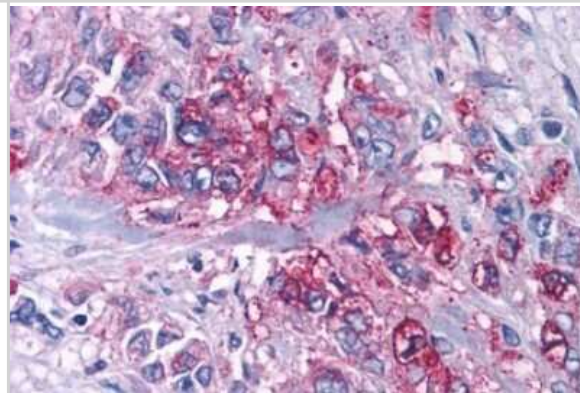
Immunohistochemistry-Paraffin: P2Y4/P2RY4 Antibody [NLS5011] - Analysis of anti-P2RY4 / P2Y4 antibody with spleen at 64 ug/ml.



Immunohistochemistry-Paraffin: P2Y4/P2RY4 Antibody [NLS5011] - Analysis of anti-P2RY4 / P2Y4 antibody with human lung, non-small cell carcinoma.



Immunohistochemistry-Paraffin: P2Y4/P2RY4 Antibody [NLS5011] - Anti-P2RY4 / P2Y4 antibody IHC of human Pancreas, Carcinoma. Immunohistochemistry of formalin-fixed, paraffin-embedded tissue after heat-induced antigen retrieval.





### **Novus Biologicals USA**

10730 E. Briarwood Avenue  
Centennial, CO 80112  
USA  
Phone: 303.730.1950  
Toll Free: 1.888.506.6887  
Fax: 303.730.1966  
nb-customerservice@bio-techne.com

### **Bio-Techne Canada**

21 Canmotor Ave  
Toronto, ON M8Z 4E6  
Canada  
Phone: 905.827.6400  
Toll Free: 855.668.8722  
Fax: 905.827.6402  
canada.inquires@bio-techne.com

### **Bio-Techne Ltd**

19 Barton Lane  
Abingdon Science Park  
Abingdon, OX14 3NB, United Kingdom  
Phone: (44) (0) 1235 529449  
Free Phone: 0800 37 34 15  
Fax: (44) (0) 1235 533420  
info.EMEA@bio-techne.com

### **General Contact Information**

[www.novusbio.com](http://www.novusbio.com)  
Technical Support: nb-technical@bio-techne.com  
Orders: nb-customerservice@bio-techne.com  
General: novus@novusbio.com

### **Limitations**

This product is for research use only and is not approved for use in humans or in clinical diagnosis. Primary Antibodies are guaranteed for 1 year from date of receipt.

For more information on our 100% guarantee, please visit [www.novusbio.com/guarantee](http://www.novusbio.com/guarantee)

Earn gift cards/discounts by submitting a review: [www.novusbio.com/reviews/submit/NLS5011](http://www.novusbio.com/reviews/submit/NLS5011)

Earn gift cards/discounts by submitting a publication using this product:  
[www.novusbio.com/publications](http://www.novusbio.com/publications)

