

Product Datasheet

Frizzled-8 Antibody NLS4776

Unit Size: 0.05 ml

Store at 4C short term. Aliquot and store at -20C long term. Avoid freeze-thaw cycles.

www.novusbio.com



technical@novusbio.com

Protocols, Publications, Related Products, Reviews, Research Tools and Images at:
www.novusbio.com/NLS4776

Updated 4/18/2021 v.20.1

Earn rewards for product
reviews and publications.

Submit a publication at www.novusbio.com/publications

Submit a review at www.novusbio.com/reviews/destination/NLS4776



NLS4776**Frizzled-8 Antibody**

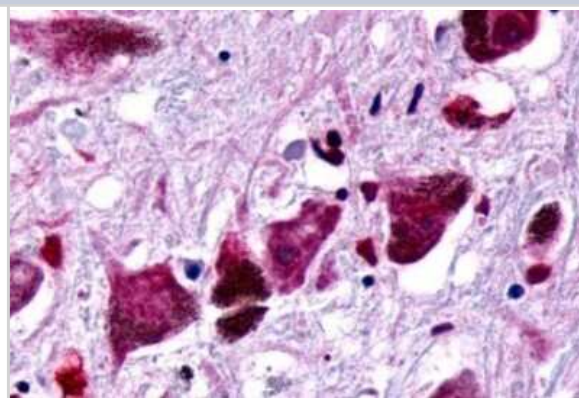
Product Information	
Unit Size	0.05 ml
Concentration	1.0 mg/ml
Storage	Store at 4C short term. Aliquot and store at -20C long term. Avoid freeze-thaw cycles.
Clonality	Polyclonal
Preservative	0.1% Sodium Azide
Isotype	IgG
Purity	Immunogen affinity purified
Buffer	PBS

Product Description	
Host	Rabbit
Gene ID	8325
Gene Symbol	FZD8
Species	Human, Mouse, Rat, Bovine, Equine, Primate, Monkey, Xenopus
Reactivity Notes	Marmoset. Predicted cross-reactivity based on sequence identity: Panda (100%), Lizard (83%), Seabass (83%), Pufferfish (83%).
Specificity/Sensitivity	Human FZD8 / Frizzled 8. BLAST analysis of the peptide immunogen showed no homology with other human proteins.
Immunogen	Synthetic 12 amino acid peptide from N-terminal extracellular domain of human FZD8 / Frizzled 8.

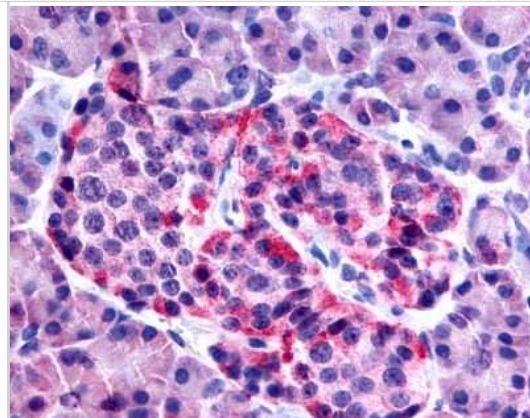
Product Application Details	
Applications	Immunohistochemistry, Immunohistochemistry-Paraffin
Recommended Dilutions	Immunohistochemistry, Immunohistochemistry-Paraffin 7 - 17 ug/ml

Images

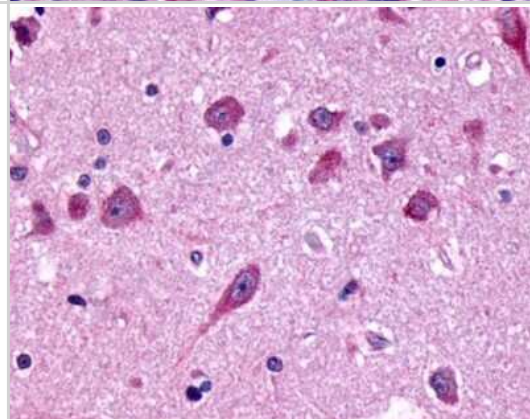
Immunohistochemistry-Paraffin: Frizzled-8 Antibody [NLS4776] - Anti-FZD8 / Frizzled 8 antibody IHC of human brain, substantia nigra. Immunohistochemistry of formalin-fixed, paraffin-embedded tissue after heat-induced antigen retrieval.



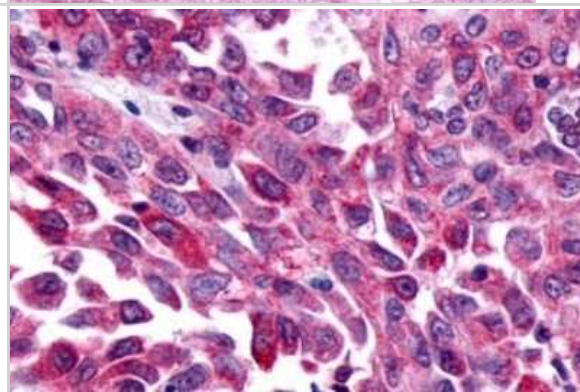
Immunohistochemistry-Paraffin: Frizzled-8 Antibody [NLS4776] - IHC analysis of Pancreas, Islet of Langerhan's using this antibody at 7 ug/ ml.



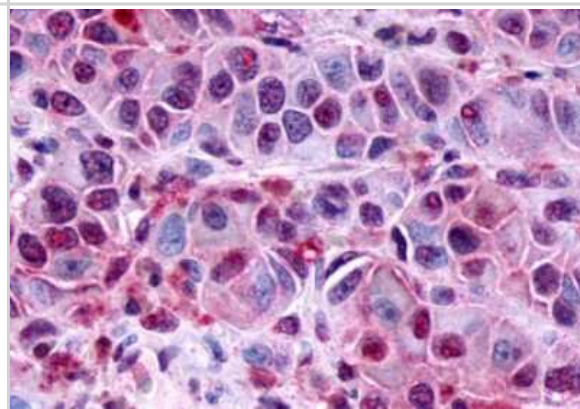
Immunohistochemistry-Paraffin: Frizzled-8 Antibody [NLS4776] - Analysis of anti-FZD8 / Frizzled 8 antibody with human brain, amygdala.



Immunohistochemistry-Paraffin: Frizzled-8 Antibody [NLS4776] - Anti-FZD8 / Frizzled 8 antibody IHC of human Lung, Non-Small Cell Carcinoma. Immunohistochemistry of formalin-fixed, paraffin-embedded tissue after heat-induced antigen retrieval.



Immunohistochemistry-Paraffin: Frizzled-8 Antibody [NLS4776] - Anti-FZD8 / Frizzled 8 antibody IHC of human Skin, Melanoma. Immunohistochemistry of formalin-fixed, paraffin-embedded tissue after heat-induced antigen retrieval.





Novus Biologicals USA

10730 E. Briarwood Avenue
Centennial, CO 80112
USA
Phone: 303.730.1950
Toll Free: 1.888.506.6887
Fax: 303.730.1966
nb-customerservice@bio-techne.com

Bio-Techne Canada

21 Canmotor Ave
Toronto, ON M8Z 4E6
Canada
Phone: 905.827.6400
Toll Free: 855.668.8722
Fax: 905.827.6402
canada.inquires@bio-techne.com

Bio-Techne Ltd

19 Barton Lane
Abingdon Science Park
Abingdon, OX14 3NB, United Kingdom
Phone: (44) (0) 1235 529449
Free Phone: 0800 37 34 15
Fax: (44) (0) 1235 533420
info.EMEA@bio-techne.com

General Contact Information

www.novusbio.com
Technical Support: nb-technical@bio-techne.com
Orders: nb-customerservice@bio-techne.com
General: novus@novusbio.com

Limitations

This product is for research use only and is not approved for use in humans or in clinical diagnosis. Primary Antibodies are guaranteed for 1 year from date of receipt.

For more information on our 100% guarantee, please visit www.novusbio.com/guarantee

Earn gift cards/discounts by submitting a review: www.novusbio.com/reviews/submit/NLS4776

Earn gift cards/discounts by submitting a publication using this product:
www.novusbio.com/publications

