

Product Datasheet

GPER/GPR30 Antibody - BSA Free NLS4290

Unit Size: 0.05 ml

Keep as concentrated solution. Aliquot and store at -20C or below. Avoid multiple freeze-thaw cycles.

www.novusbio.com



technical@novusbio.com

Protocols, Publications, Related Products, Reviews, Research Tools and Images at:
www.novusbio.com/NLS4290

Updated 10/23/2024 v.20.1

Earn rewards for product
reviews and publications.

Submit a publication at www.novusbio.com/publications

Submit a review at www.novusbio.com/reviews/destination/NLS4290



NLS4290

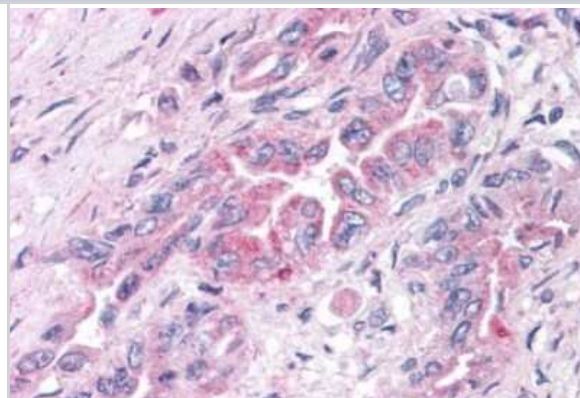
GPER/GPR30 Antibody - BSA Free

Product Information	
Unit Size	0.05 ml
Concentration	1.0 mg/ml
Storage	Keep as concentrated solution. Aliquot and store at -20C or below. Avoid multiple freeze-thaw cycles.
Clonality	Polyclonal
Preservative	0.1% Sodium Azide
Isotype	IgG
Purity	Immunogen affinity purified
Buffer	PBS
Product Description	
Description	Product can be stored undiluted at 4C for up to 1 month.
Host	Rabbit
Gene ID	2852
Gene Symbol	GPER1
Species	Human
Reactivity Notes	Predicted cross-reactivity based on sequence identity: Gorilla (100%), Monkey (88%), Marmoset (88%).
Specificity/Sensitivity	Human GPR30. BLAST analysis of the peptide immunogen showed no homology with other human proteins.
Immunogen	Synthetic 16 amino acid peptide from N-terminal extracellular domain of human GPER/GPR30.
Product Application Details	
Applications	Western Blot, Immunohistochemistry, Immunohistochemistry-Paraffin, Immunofluorescence
Recommended Dilutions	Western Blot 1:100 - 1:2000, Immunohistochemistry, Immunohistochemistry-Paraffin 20 ug/ml, Immunofluorescence 1:10 - 1:500

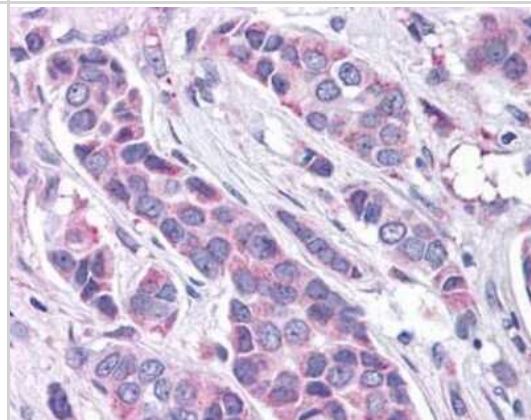


Images

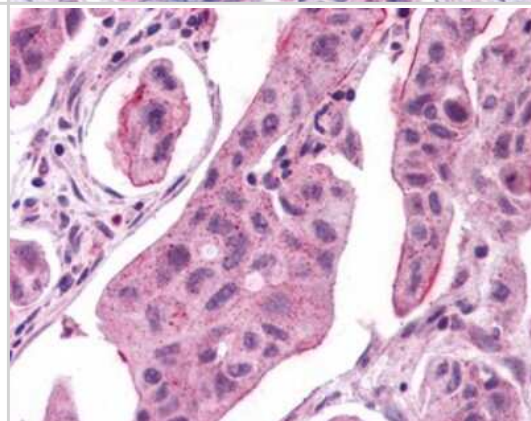
Immunohistochemistry-Paraffin: GPER/GPR30 Antibody [NLS4290] - Anti-GPER1 / GPR30 antibody IHC of human Pancreas, Carcinoma. Immunohistochemistry of formalin-fixed, paraffin-embedded tissue after heat-induced antigen retrieval.



Immunohistochemistry-Paraffin: GPER/GPR30 Antibody [NLS4290] - Analysis of anti-GPER1 / GPR30 antibody with human breast carcinoma tissue.



Immunohistochemistry-Paraffin: GPER/GPR30 Antibody [NLS4290] - Analysis of anti-GPER1 / GPR30 antibody with human breast, carcinoma.





Novus Biologicals USA

10730 E. Briarwood Avenue
Centennial, CO 80112
USA
Phone: 303.730.1950
Toll Free: 1.888.506.6887
Fax: 303.730.1966
nb-customerservice@bio-techne.com

Bio-Techne Canada

21 Canmotor Ave
Toronto, ON M8Z 4E6
Canada
Phone: 905.827.6400
Toll Free: 855.668.8722
Fax: 905.827.6402
canada.inquires@bio-techne.com

Bio-Techne Ltd

19 Barton Lane
Abingdon Science Park
Abingdon, OX14 3NB, United Kingdom
Phone: (44) (0) 1235 529449
Free Phone: 0800 37 34 15
Fax: (44) (0) 1235 533420
info.EMEA@bio-techne.com

General Contact Information

www.novusbio.com
Technical Support: nb-technical@bio-techne.com
Orders: nb-customerservice@bio-techne.com
General: novus@novusbio.com

Products Related to NLS4290

HAF008	Goat anti-Rabbit IgG Secondary Antibody [HRP]
NB7160	Goat anti-Rabbit IgG (H+L) Secondary Antibody [HRP]
NBP2-24891	Rabbit IgG Isotype Control
NBP1-88096PEP	GPER/GPR30 Recombinant Protein Antigen

Limitations

This product is for research use only and is not approved for use in humans or in clinical diagnosis. Primary Antibodies are guaranteed for 1 year from date of receipt.

For more information on our 100% guarantee, please visit www.novusbio.com/guarantee

Earn gift cards/discounts by submitting a review: www.novusbio.com/reviews/submit/NLS4290

Earn gift cards/discounts by submitting a publication using this product:
www.novusbio.com/publications

