

Product Datasheet

Olfactory Receptor OR2A4 Antibody - BSA Free NLS3900

Unit Size: 0.05 ml

Keep as concentrated solution. Aliquot and store at -20C or below. Avoid multiple freeze-thaw cycles.

www.novusbio.com



technical@novusbio.com

Protocols, Publications, Related Products, Reviews, Research Tools and Images at:
www.novusbio.com/NLS3900

Updated 10/23/2024 v.20.1

Earn rewards for product
reviews and publications.

Submit a publication at www.novusbio.com/publications

Submit a review at www.novusbio.com/reviews/destination/NLS3900



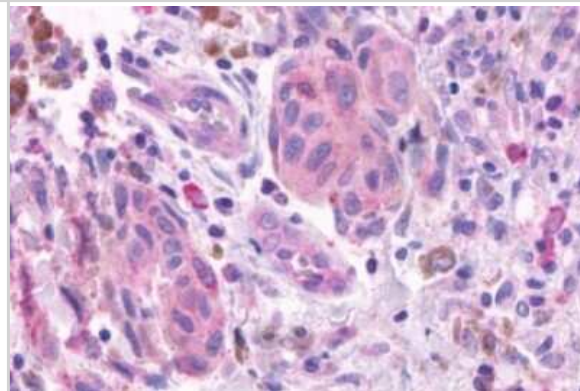
NLS3900**Olfactory Receptor OR2A4 Antibody - BSA Free**

Product Information	
Unit Size	0.05 ml
Concentration	1.0 mg/ml
Storage	Keep as concentrated solution. Aliquot and store at -20C or below. Avoid multiple freeze-thaw cycles.
Clonality	Polyclonal
Preservative	0.1% Sodium Azide
Isotype	IgG
Purity	Immunogen affinity purified
Buffer	PBS
Product Description	
Description	Product can be stored undiluted at 4C for up to 1 month.
Host	Rabbit
Gene ID	79541
Gene Symbol	OR2A4
Species	Human
Specificity/Sensitivity	Human OR2A4. BLAST analysis of the peptide immunogen showed no homology with other human proteins, except OR2A1 (72%), OR2A14 (72%), OR2A5 (72%), OR2B2 (72%), OR5V1 (67%), OR2F1 (67%), OR2F2 (67%).
Immunogen	Synthetic 18 amino acid peptide from 3rd cytoplasmic domain of human Olfactory Receptor OR2A4.
Product Application Details	
Applications	Immunohistochemistry, Immunohistochemistry-Paraffin
Recommended Dilutions	Immunohistochemistry, Immunohistochemistry-Paraffin 16 ug/ml

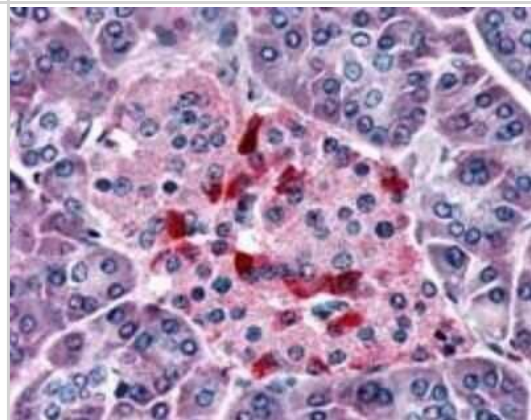


Images

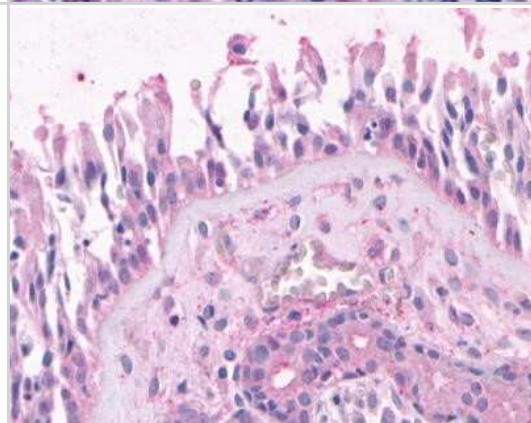
Immunohistochemistry-Paraffin: Olfactory Receptor OR2A4 Antibody [NLS3900] - Anti-OR2A4 antibody IHC of human Skin, Melanoma. Immunohistochemistry of formalin-fixed, paraffin-embedded tissue after heat-induced antigen retrieval.



Immunohistochemistry-Paraffin: Olfactory Receptor OR2A4 Antibody [NLS3900] - Analysis of anti-OR2A4 antibody with human pancreas, Islet of Langerhans at dilution 16 ug/ml.



Immunohistochemistry-Paraffin: Olfactory Receptor OR2A4 Antibody [NLS3900] - Analysis of anti-OR2A4 antibody with human nasal mucosa, respiratory epithelium.





Novus Biologicals USA

10730 E. Briarwood Avenue
Centennial, CO 80112
USA
Phone: 303.730.1950
Toll Free: 1.888.506.6887
Fax: 303.730.1966
nb-customerservice@bio-techne.com

Bio-Techne Canada

21 Canmotor Ave
Toronto, ON M8Z 4E6
Canada
Phone: 905.827.6400
Toll Free: 855.668.8722
Fax: 905.827.6402
canada.inquires@bio-techne.com

Bio-Techne Ltd

19 Barton Lane
Abingdon Science Park
Abingdon, OX14 3NB, United Kingdom
Phone: (44) (0) 1235 529449
Free Phone: 0800 37 34 15
Fax: (44) (0) 1235 533420
info.EMEA@bio-techne.com

General Contact Information

www.novusbio.com
Technical Support: nb-technical@bio-techne.com
Orders: nb-customerservice@bio-techne.com
General: novus@novusbio.com

Products Related to NLS3900

HAF008	Goat anti-Rabbit IgG Secondary Antibody [HRP]
NB7160	Goat anti-Rabbit IgG (H+L) Secondary Antibody [HRP]
NBP2-24891	Rabbit IgG Isotype Control
NBP2-46848PEP	Olfactory Receptor OR2A4 Recombinant Protein Antigen

Limitations

This product is for research use only and is not approved for use in humans or in clinical diagnosis. Primary Antibodies are guaranteed for 1 year from date of receipt.

For more information on our 100% guarantee, please visit www.novusbio.com/guarantee

Earn gift cards/discounts by submitting a review: www.novusbio.com/reviews/submit/NLS3900

Earn gift cards/discounts by submitting a publication using this product:
www.novusbio.com/publications

