

Product Datasheet

OR10J5 Antibody - BSA Free NLS3159

Unit Size: 0.05 ml

Keep as concentrated solution. Aliquot and store at -20C or below. Avoid multiple freeze-thaw cycles.

www.novusbio.com



technical@novusbio.com

Protocols, Publications, Related Products, Reviews, Research Tools and Images at:
www.novusbio.com/NLS3159

Updated 10/23/2024 v.20.1

Earn rewards for product
reviews and publications.

Submit a publication at www.novusbio.com/publications

Submit a review at www.novusbio.com/reviews/destination/NLS3159



NLS3159

OR10J5 Antibody - BSA Free

| Product Information | |
|---------------------|---|
| Unit Size | 0.05 ml |
| Concentration | 1.0 mg/ml |
| Storage | Keep as concentrated solution. Aliquot and store at -20C or below. Avoid multiple freeze-thaw cycles. |
| Clonality | Polyclonal |
| Preservative | 0.1% Sodium Azide |
| Isotype | IgG |
| Purity | Immunogen affinity purified |
| Buffer | PBS |

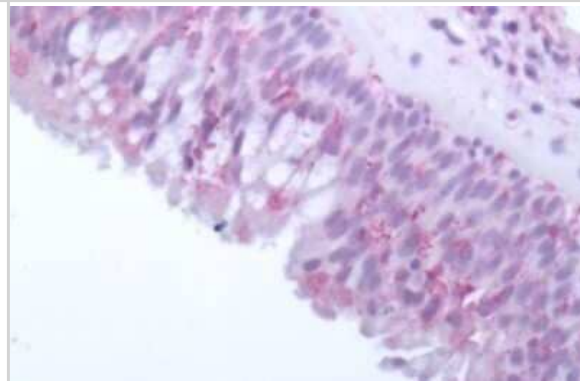
| Product Description | |
|-------------------------|--|
| Description | Product can be stored undiluted at 4C for up to 1 month. |
| Host | Rabbit |
| Gene ID | 127385 |
| Gene Symbol | OR10J5 |
| Species | Human, Equine |
| Reactivity Notes | Predicted cross-reactivity based on sequence identity: Gibbon (100%), Gorilla (94%), Mouse (88%), Rat (88%), Panda (88%), Bovine (81%), Porcine (81%). |
| Specificity/Sensitivity | Human OR10J5. BLAST analysis of the peptide immunogen showed no homology with other human proteins, except OR10J6P (63%). |
| Immunogen | Synthetic 16 amino acid peptide from 2nd extracellular domain of human OR10J5. |

| Product Application Details | |
|-----------------------------|---|
| Applications | Immunohistochemistry, Immunohistochemistry-Paraffin |
| Recommended Dilutions | Immunohistochemistry, Immunohistochemistry-Paraffin 2.5 ug/ml |

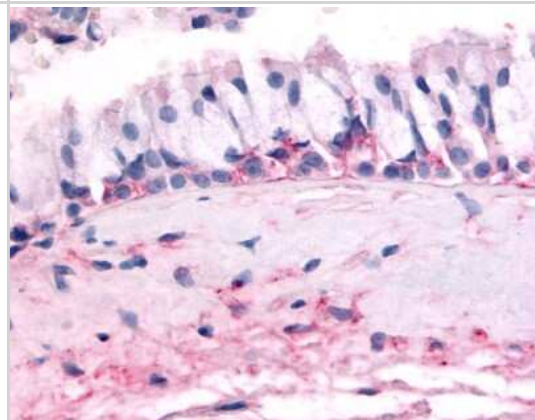


Images

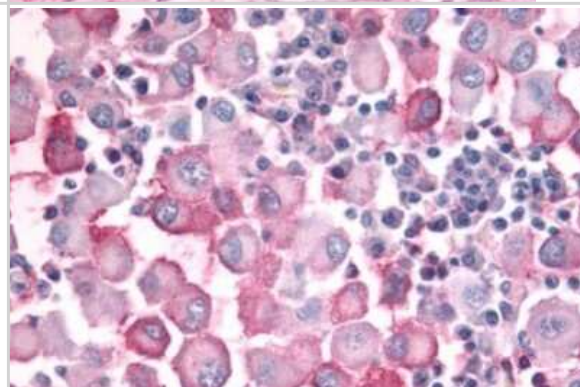
Immunohistochemistry-Paraffin: OR10J5 Antibody [NLS3159] - Human Olfactory Mucosa: Formalin-Fixed, Paraffin-Embedded (FFPE)



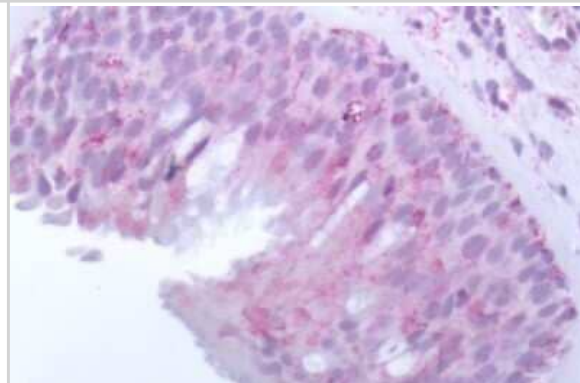
Immunohistochemistry-Paraffin: OR10J5 Antibody [NLS3159] - Analysis of anti-OR10J5 antibody with human nasal mucosa, respiratory epithelium.



Immunohistochemistry-Paraffin: OR10J5 Antibody [NLS3159] - Anti-OR10J5 antibody IHC of human Skin, Melanoma. Immunohistochemistry of formalin-fixed, paraffin-embedded tissue after heat-induced antigen retrieval.



Immunohistochemistry-Paraffin: OR10J5 Antibody [NLS3159] - Human Olfactory Mucosa: Formalin-Fixed, Paraffin-Embedded (FFPE)





Novus Biologicals USA

10730 E. Briarwood Avenue
Centennial, CO 80112
USA
Phone: 303.730.1950
Toll Free: 1.888.506.6887
Fax: 303.730.1966
nb-customerservice@bio-techne.com

Bio-Techne Canada

21 Canmotor Ave
Toronto, ON M8Z 4E6
Canada
Phone: 905.827.6400
Toll Free: 855.668.8722
Fax: 905.827.6402
canada.inquires@bio-techne.com

Bio-Techne Ltd

19 Barton Lane
Abingdon Science Park
Abingdon, OX14 3NB, United Kingdom
Phone: (44) (0) 1235 529449
Free Phone: 0800 37 34 15
Fax: (44) (0) 1235 533420
info.EMEA@bio-techne.com

General Contact Information

www.novusbio.com
Technical Support: nb-technical@bio-techne.com
Orders: nb-customerservice@bio-techne.com
General: novus@novusbio.com

Products Related to NLS3159

| | |
|------------|---|
| HAF008 | Goat anti-Rabbit IgG Secondary Antibody [HRP] |
| NB7160 | Goat anti-Rabbit IgG (H+L) Secondary Antibody [HRP] |
| NBP2-24891 | Rabbit IgG Isotype Control |

Limitations

This product is for research use only and is not approved for use in humans or in clinical diagnosis. Primary Antibodies are guaranteed for 1 year from date of receipt.

For more information on our 100% guarantee, please visit www.novusbio.com/guarantee

Earn gift cards/discounts by submitting a review: www.novusbio.com/reviews/submit/NLS3159

Earn gift cards/discounts by submitting a publication using this product:
www.novusbio.com/publications

