

# Product Datasheet

## TAS1R1 Antibody - BSA Free NLS1994

Unit Size: 0.05 ml

Store at 4C short term. Aliquot and store at -20C long term. Avoid freeze-thaw cycles.

[www.novusbio.com](http://www.novusbio.com)



[technical@novusbio.com](mailto:technical@novusbio.com)

Protocols, Publications, Related Products, Reviews, Research Tools and Images at:  
[www.novusbio.com/NLS1994](http://www.novusbio.com/NLS1994)

Updated 4/3/2022 v.20.1

Earn rewards for product  
reviews and publications.

Submit a publication at [www.novusbio.com/publications](http://www.novusbio.com/publications)

Submit a review at [www.novusbio.com/reviews/destination/NLS1994](http://www.novusbio.com/reviews/destination/NLS1994)



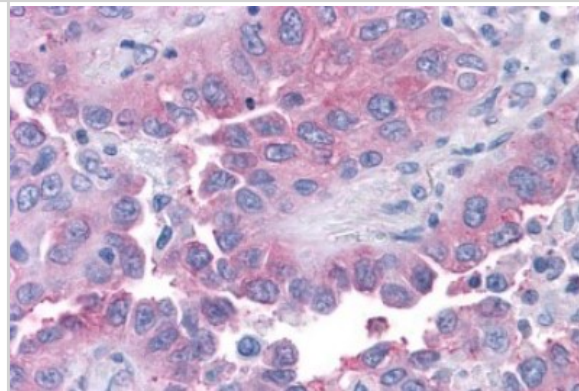
**NLS1994**

TAS1R1 Antibody - BSA Free

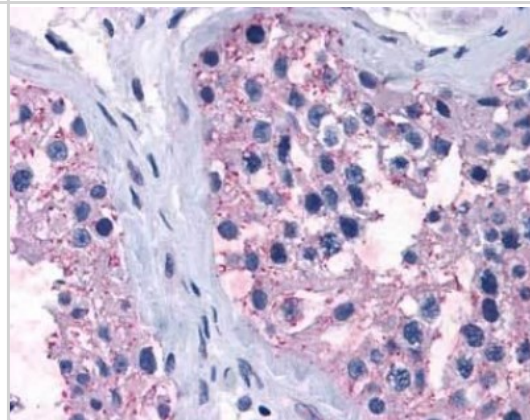
<b>Product Information</b>	
<b>Unit Size</b>	0.05 ml
<b>Concentration</b>	1.0 mg/ml
<b>Storage</b>	Store at 4C short term. Aliquot and store at -20C long term. Avoid freeze-thaw cycles.
<b>Clonality</b>	Polyclonal
<b>Preservative</b>	0.1% Sodium Azide
<b>Isotype</b>	IgG
<b>Purity</b>	Immunogen affinity purified
<b>Buffer</b>	PBS
<b>Product Description</b>	
<b>Host</b>	Rabbit
<b>Gene ID</b>	80835
<b>Gene Symbol</b>	TAS1R1
<b>Species</b>	Human, Porcine, Bovine, Canine, Equine
<b>Reactivity Notes</b>	Predicted cross-reactivity based on sequence identity: Gorilla (100%), Gibbon (100%), Marmoset (94%), Zebrafish (81%).
<b>Specificity/Sensitivity</b>	Human TAS1R1. BLAST analysis of the peptide immunogen showed no homology with other human proteins, except TAS1R2 (69%).
<b>Immunogen</b>	Synthetic 16 amino acid peptide from 3rd cytoplasmic domain of human TAS1R1.
<b>Product Application Details</b>	
<b>Applications</b>	Immunohistochemistry, Immunohistochemistry-Paraffin
<b>Recommended Dilutions</b>	Immunohistochemistry, Immunohistochemistry-Paraffin 1.25 - 2.5 ug/ml

**Images**

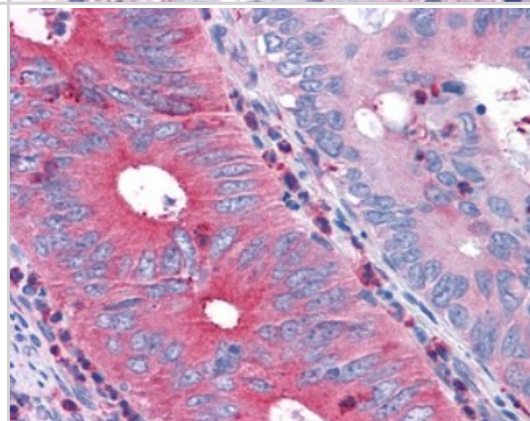
Immunohistochemistry-Paraffin: TAS1R1 Antibody [NLS1994] - Anti-T1R1 / TAS1R1 antibody IHC of human Lung, Non-Small Cell Carcinoma. Immunohistochemistry of formalin-fixed, paraffin-embedded tissue after heat-induced antigen retrieval.



Immunohistochemistry-Paraffin: TAS1R1 Antibody [NLS1994] - IHC staining of human testis.



Immunohistochemistry-Paraffin: TAS1R1 Antibody [NLS1994] - Analysis of anti-T1R1 / TAS1R1 antibody with human colon, carcinoma.





### **Novus Biologicals USA**

10730 E. Briarwood Avenue  
Centennial, CO 80112  
USA  
Phone: 303.730.1950  
Toll Free: 1.888.506.6887  
Fax: 303.730.1966  
novus@novusbio.com

### **Bio-Techne Canada**

21 Canmotor Ave  
Toronto, ON M8Z 4E6  
Canada  
Phone: 905.827.6400  
Toll Free: 855.668.8722  
Fax: 905.827.6402  
canada.inquires@bio-techne.com

### **Bio-Techne Ltd**

19 Barton Lane  
Abingdon Science Park  
Abingdon, OX14 3NB, United Kingdom  
Phone: (44) (0) 1235 529449  
Free Phone: 0800 37 34 15  
Fax: (44) (0) 1235 533420  
info.EMEA@bio-techne.com

### **General Contact Information**

www.novusbio.com  
Technical Support: technical@novusbio.com  
Orders: orders@novusbio.com  
General: novus@novusbio.com

### **Products Related to NLS1994**

---

NBL1-16707	TAS1R3 Overexpression Lysate
HAF008	Goat anti-Rabbit IgG Secondary Antibody [HRP (Horseradish Peroxidase)]
NB7160	Goat anti-Rabbit IgG (H+L) Secondary Antibody [HRP]
NBP2-24891	Rabbit IgG Isotype Control

---

### **Limitations**

This product is for research use only and is not approved for use in humans or in clinical diagnosis. Primary Antibodies are guaranteed for 1 year from date of receipt.

For more information on our 100% guarantee, please visit [www.novusbio.com/guarantee](http://www.novusbio.com/guarantee)

Earn gift cards/discounts by submitting a review: [www.novusbio.com/reviews/submit/NLS1994](http://www.novusbio.com/reviews/submit/NLS1994)

Earn gift cards/discounts by submitting a publication using this product:  
[www.novusbio.com/publications](http://www.novusbio.com/publications)

