

# Product Datasheet

## TAAR9 Antibody NLS1969

Unit Size: 0.05 ml

Store at 4C short term. Aliquot and store at -20C long term. Avoid freeze-thaw cycles.

[www.novusbio.com](http://www.novusbio.com)



[technical@novusbio.com](mailto:technical@novusbio.com)

Protocols, Publications, Related Products, Reviews, Research Tools and Images at:  
[www.novusbio.com/NLS1969](http://www.novusbio.com/NLS1969)

Updated 4/18/2021 v.20.1

Earn rewards for product  
reviews and publications.

Submit a publication at [www.novusbio.com/publications](http://www.novusbio.com/publications)

Submit a review at [www.novusbio.com/reviews/destination/NLS1969](http://www.novusbio.com/reviews/destination/NLS1969)



**NLS1969**

## TAAR9 Antibody

Product Information	
Unit Size	0.05 ml
Concentration	1.0 mg/ml
Storage	Store at 4C short term. Aliquot and store at -20C long term. Avoid freeze-thaw cycles.
Clonality	Polyclonal
Preservative	0.1% Sodium Azide
Isotype	IgG
Purity	Immunogen affinity purified
Buffer	PBS

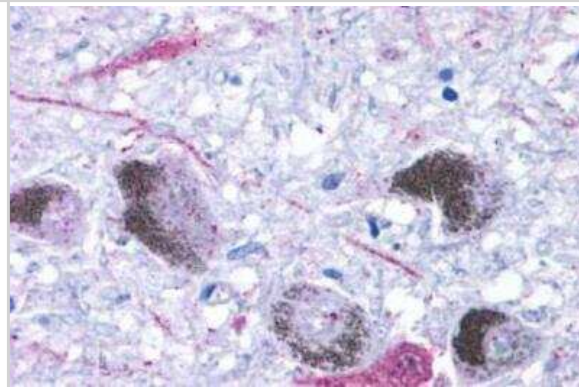
Product Description	
Host	Rabbit
Gene ID	134860
Gene Symbol	TAAR9
Species	Human, Mouse, Rat, Porcine, Hamster, Primate
Reactivity Notes	Galago, Marmoset. Predicted cross-reactivity based on sequence identity: Equine (83%).
Specificity/Sensitivity	Human TAAR9. BLAST analysis of the peptide immunogen showed no homology with other human proteins.
Immunogen	Synthetic 12 amino acid peptide from 2nd extracellular domain of human TAAR9.

Product Application Details	
Applications	Immunohistochemistry, Immunohistochemistry-Paraffin
Recommended Dilutions	Immunohistochemistry, Immunohistochemistry-Paraffin 34 ug/ml

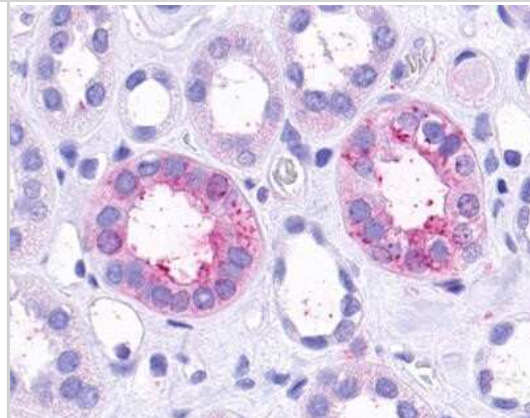


## Images

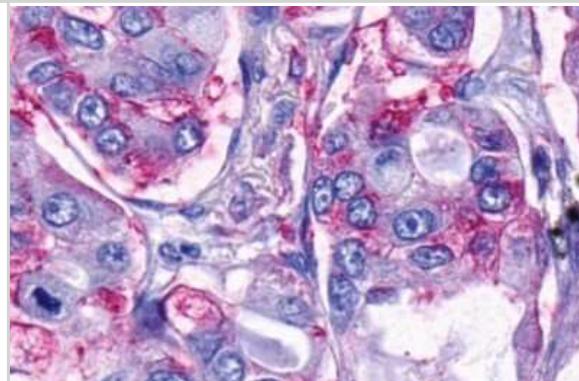
Immunohistochemistry-Paraffin: TAAR9 Antibody [NLS1969] - Brain, Substantia Nigra, neurons.



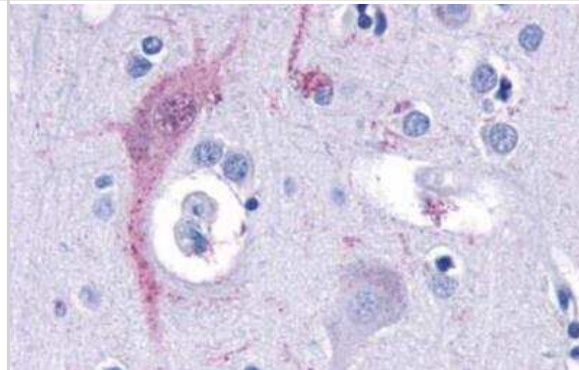
Immunohistochemistry-Paraffin: TAAR9 Antibody [NLS1969] - Analysis of anti-TAAR9 antibody with human kidney, renal tubules.



Immunohistochemistry-Paraffin: TAAR9 Antibody [NLS1969] - Anti-TAAR9 antibody IHC of human Lung, Adenocarcinoma. Immunohistochemistry of formalin-fixed, paraffin-embedded tissue after heat-induced antigen retrieval.



Immunohistochemistry-Paraffin: TAAR9 Antibody [NLS1969] - Brain, Cortex, neurons and glia.





### **Novus Biologicals USA**

10730 E. Briarwood Avenue  
Centennial, CO 80112  
USA

Phone: 303.730.1950

Toll Free: 1.888.506.6887

Fax: 303.730.1966

[nb-customerservice@bio-techne.com](mailto:nb-customerservice@bio-techne.com)

### **Bio-Techne Canada**

21 Canmotor Ave  
Toronto, ON M8Z 4E6  
Canada

Phone: 905.827.6400

Toll Free: 855.668.8722

Fax: 905.827.6402

[canada.inquires@bio-techne.com](mailto:canada.inquires@bio-techne.com)

### **Bio-Techne Ltd**

19 Barton Lane  
Abingdon Science Park  
Abingdon, OX14 3NB, United Kingdom

Phone: (44) (0) 1235 529449

Free Phone: 0800 37 34 15

Fax: (44) (0) 1235 533420

[info.EMEA@bio-techne.com](mailto:info.EMEA@bio-techne.com)

### **General Contact Information**

[www.novusbio.com](http://www.novusbio.com)

Technical Support: [nb-technical@bio-techne.com](mailto:nb-technical@bio-techne.com)

Orders: [nb-customerservice@bio-techne.com](mailto:nb-customerservice@bio-techne.com)

General: [novus@novusbio.com](mailto:novus@novusbio.com)

### **Limitations**

This product is for research use only and is not approved for use in humans or in clinical diagnosis. Primary Antibodies are guaranteed for 1 year from date of receipt.

For more information on our 100% guarantee, please visit [www.novusbio.com/guarantee](http://www.novusbio.com/guarantee)

Earn gift cards/discounts by submitting a review: [www.novusbio.com/reviews/submit/NLS1969](http://www.novusbio.com/reviews/submit/NLS1969)

Earn gift cards/discounts by submitting a publication using this product:  
[www.novusbio.com/publications](http://www.novusbio.com/publications)

