

Product Datasheet

GPCR GPR89 Antibody NLS1734

Unit Size: 0.05 ml

Store at 4C short term. Aliquot and store at -20C long term. Avoid freeze-thaw cycles.

www.novusbio.com



technical@novusbio.com

Protocols, Publications, Related Products, Reviews, Research Tools and Images at:
www.novusbio.com/NLS1734

Updated 4/18/2021 v.20.1

Earn rewards for product
reviews and publications.

Submit a publication at www.novusbio.com/publications

Submit a review at www.novusbio.com/reviews/destination/NLS1734



NLS1734**GPCR GPR89 Antibody****Product Information**

Unit Size	0.05 ml
Concentration	1.0 mg/ml
Storage	Store at 4C short term. Aliquot and store at -20C long term. Avoid freeze-thaw cycles.
Clonality	Polyclonal
Preservative	0.1% Sodium Azide
Isotype	IgG
Purity	Immunogen affinity purified
Buffer	PBS

Product Description

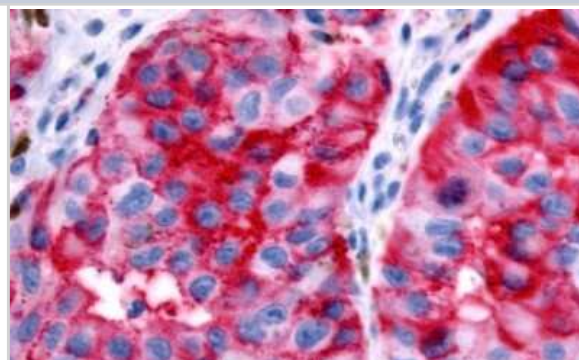
Host	Rabbit
Gene ID	653519
Gene Symbol	GPR89A
Species	Human, Mouse, Rat, Porcine, Bat, Bovine, Canine, Chicken, Equine, Hamster, Primate, Monkey, Sheep, Xenopus, Zebrafish
Reactivity Notes	Gibbon, Marmoset. Predicted cross-reactivity based on sequence identity: Panda (100%), Platypus (100%), Salmon (100%), Pufferfish (100%), Stickleback (100%), Sea Anemone (100%), Capsaspora (94%), Eye Worm (88%), Mosquito (88%), Ant (88%), Beetle (88%), Trichina Worm (88%), Trichoplax (88%), Nematode (81%).
Specificity/Sensitivity	Human GPR89A. BLAST analysis of the peptide immunogen showed no homology with other human proteins.
Immunogen	Synthetic 16 amino acid peptide from 3rd extracellular domain of human GPR89A.

Product Application Details

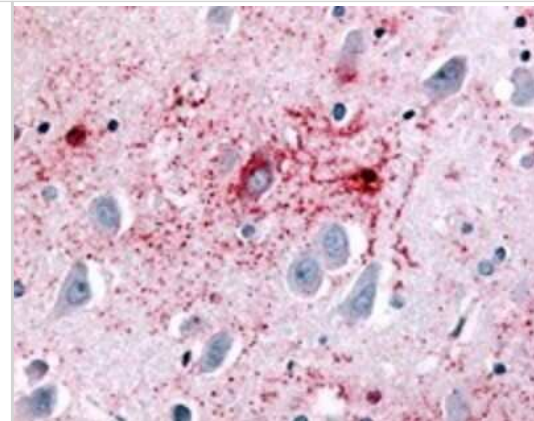
Applications	Immunohistochemistry, Immunohistochemistry-Paraffin
Recommended Dilutions	Immunohistochemistry, Immunohistochemistry-Paraffin 10-20 ug/ml

Images

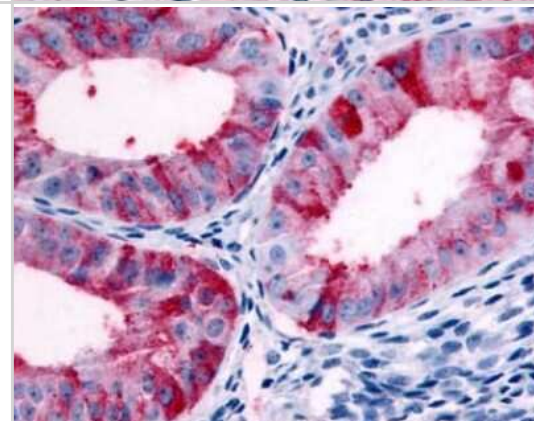
Immunohistochemistry-Paraffin: GPCR GPR89 Antibody [NLS1734] - Anti-GPR89A antibody IHC of human Skin, Melanoma. Immunohistochemistry of formalin-fixed, paraffin-embedded tissue after heat-induced antigen retrieval.



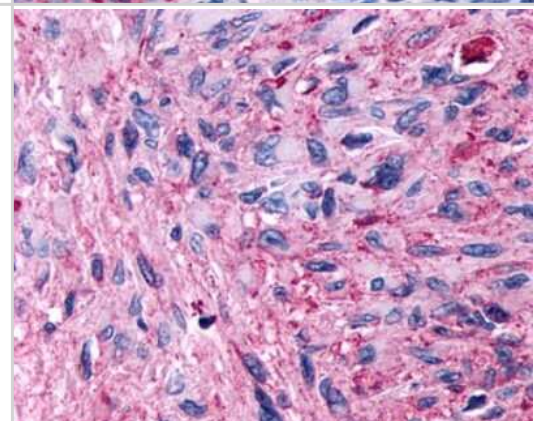
Immunohistochemistry-Paraffin: GPCR GPR89 Antibody [NLS1734] - Analysis of anti-GPR89A antibody with brain, hippocampus at 18 ug/ml.



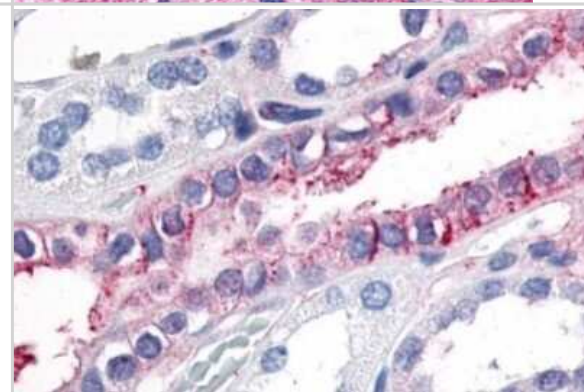
Immunohistochemistry-Paraffin: GPCR GPR89 Antibody [NLS1734] - Analysis of anti-GPR89A antibody with uterus, endometrium.



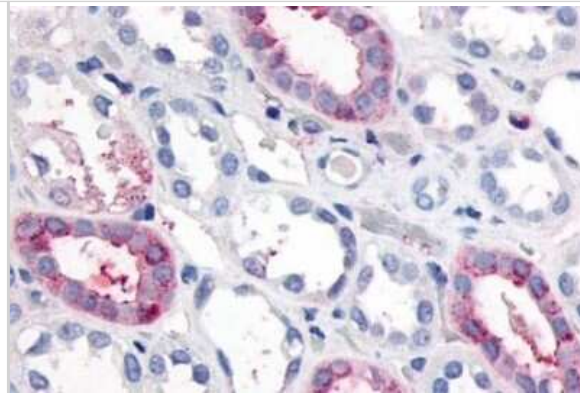
Immunohistochemistry-Paraffin: GPCR GPR89 Antibody [NLS1734] - Analysis of anti-GPR89A antibody with human brain, glioblastoma.



Immunohistochemistry-Paraffin: GPCR GPR89 Antibody [NLS1734] - Anti-GPR89A antibody IHC of human kidney. Immunohistochemistry of formalin-fixed, paraffin-embedded tissue after heat-induced antigen retrieval.



Immunohistochemistry-Paraffin: GPCR GPR89 Antibody [NLS1734] - Anti-GPR89A antibody IHC of human kidney. Immunohistochemistry of formalin-fixed, paraffin-embedded tissue after heat-induced antigen retrieval.



Immunohistochemistry-Paraffin: GPCR GPR89 Antibody [NLS1734] - Anti-GPR89A antibody IHC of human Pancreas, Carcinoma. Immunohistochemistry of formalin-fixed, paraffin-embedded tissue after heat-induced antigen retrieval.





Novus Biologicals USA

10730 E. Briarwood Avenue
Centennial, CO 80112
USA
Phone: 303.730.1950
Toll Free: 1.888.506.6887
Fax: 303.730.1966
nb-customerservice@bio-techne.com

Bio-Techne Canada

21 Canmotor Ave
Toronto, ON M8Z 4E6
Canada
Phone: 905.827.6400
Toll Free: 855.668.8722
Fax: 905.827.6402
canada.inquires@bio-techne.com

Bio-Techne Ltd

19 Barton Lane
Abingdon Science Park
Abingdon, OX14 3NB, United Kingdom
Phone: (44) (0) 1235 529449
Free Phone: 0800 37 34 15
Fax: (44) (0) 1235 533420
info.EMEA@bio-techne.com

General Contact Information

www.novusbio.com
Technical Support: nb-technical@bio-techne.com
Orders: nb-customerservice@bio-techne.com
General: novus@novusbio.com

Limitations

This product is for research use only and is not approved for use in humans or in clinical diagnosis. Primary Antibodies are guaranteed for 1 year from date of receipt.

For more information on our 100% guarantee, please visit www.novusbio.com/guarantee

Earn gift cards/discounts by submitting a review: www.novusbio.com/reviews/submit/NLS1734

Earn gift cards/discounts by submitting a publication using this product:
www.novusbio.com/publications

