

# Product Datasheet

## HNRNPA0 Antibody NBP2-22293

Unit Size: 100 ul

Store at 4C. Do not freeze.

[www.novusbio.com](http://www.novusbio.com)



[technical@novusbio.com](mailto:technical@novusbio.com)

### Publications: 2

Protocols, Publications, Related Products, Reviews, Research Tools and Images at:  
[www.novusbio.com/NBP2-22293](http://www.novusbio.com/NBP2-22293)

Updated 10/23/2024 v.20.1

Earn rewards for product  
reviews and publications.

Submit a publication at [www.novusbio.com/publications](http://www.novusbio.com/publications)

Submit a review at [www.novusbio.com/reviews/destination/NBP2-22293](http://www.novusbio.com/reviews/destination/NBP2-22293)



**NBP2-22293****HNRNPA0 Antibody**

Product Information	
Unit Size	100 ul
Concentration	1.0 mg/ml
Storage	Store at 4C. Do not freeze.
Clonality	Polyclonal
Preservative	0.09% Sodium Azide
Isotype	IgG
Purity	Immunogen affinity purified
Buffer	Tris-Citrate/Phosphate (pH 7.0 - 8.0)

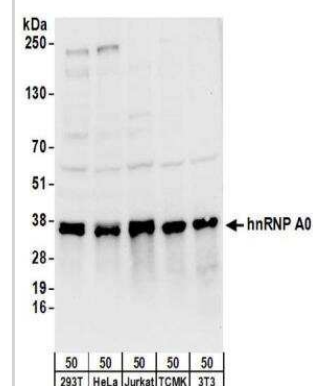
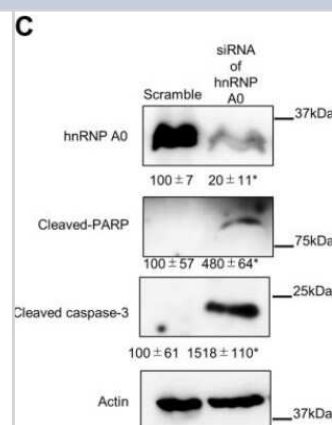
Product Description	
Host	Rabbit
Gene ID	10949
Gene Symbol	HNRNPA0
Species	Human, Mouse
Immunogen	The immunogen this antibody was made to, maps to a region between residue 150 to 200 of human Heterogeneous Nuclear Ribonucleoprotein A0 using the numbering given in entry NP_006796.1 (GenelD 10949).

Product Application Details	
Applications	Western Blot, Immunoprecipitation
Recommended Dilutions	Western Blot 1:1000 - 1:5000, Immunoprecipitation 2 - 10 ug/mg

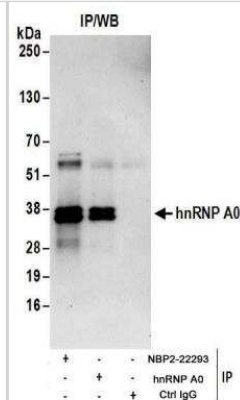
**Images**

Western Blot: HNRNPA0 Antibody [NBP2-22293] - HNRNPA0-knocked-down colorectal cancer cells showed inhibition of mitotic events and induction of apoptosis. Western blotting revealed that the expression of cleaved caspase-3 and PARP in HCT116 cells was increased by the downregulation of HNRNPA0 at 48 h. Image collected and cropped by CiteAb from the following publication (<https://www.nature.com/articles/s41419-020-2439-7>), licensed under a CC-BY license.

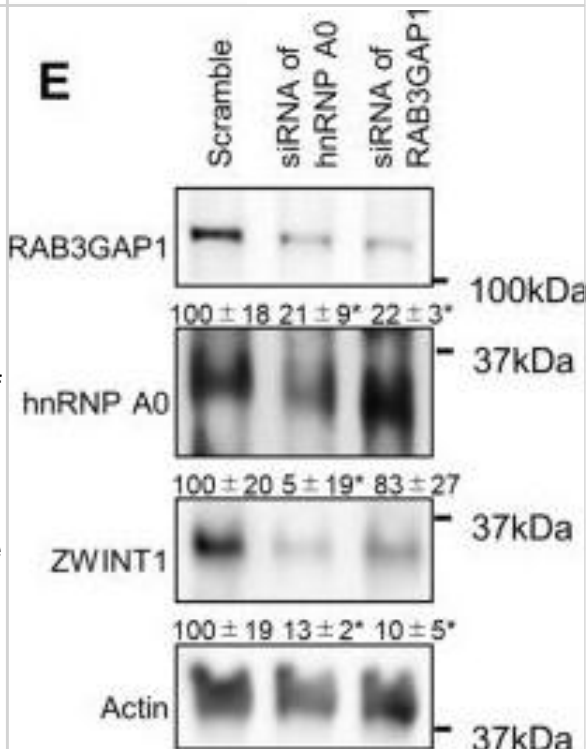
Western Blot: HNRNPA0 Antibody [NBP2-22293] - Whole cell lysate (50 ug) from 293T, HeLa, Jurkat, mouse TCMK-1, and mouse NIH3T3 cells. NBP2-22293 used for WB at 0.4 ug/ml. Detection: Chemiluminescence with an exposure time of 10 seconds.



Immunoprecipitation: HNRNPA0 Antibody [NBP2-22293] - Whole cell lysate (1 mg for IP; 20% of IP loaded) from 293T cells. Antibodies: NBP2-22293 used for IP at 6 ug/mg lysate. hnRNP A0 was also immunoprecipitated by goat anti-hnRNP A0 antibody. For blotting immunoprecipitated hnRNP A0, NBP2-22293 was used at 1 ug/ml. Detection: Chemiluminescence with an exposure time of 30 seconds.



Western Blot: HNRNPA0 Antibody [NBP2-22293] - hnRNP A0 maintained the alignment of chromosomes through the stabilization of RAB3GAP1 mRNA in cancer cells. Immunocytochemistry showed that abnormal spindle formation was detected in hnRNP A0 or RAB3GAP1-downregulated cells. Scale bar: 10  $\mu$ m a. Western blotting revealed that Cyclin B1 & Securin were highly expressed in the cells treated with siRNA of HNRNP A0 or RAB3GAP1 (n = 3) b. RT-PCR confirmed the overexpression of ZWINT-1 in a colorectal cancer line (HCT116 cells c). A GEPIA analysis revealed the overexpression of mRNA of ZWINT-1 in colorectal cancer tissues d. Western blotting showed that the protein expression of RAB3GAP1 & ZWINT-1 was decreased in HNRNP A0-knockdown cells e (n = 3). RT-PCR showed that the mRNA expression of ZWINT-1 was not decreased in hnRNP A0 or RAB3GAP1-knockdown cells f. Western blotting revealed that the ZWINT-1 expression was decreased by the downregulation of hnRNP A0 & RAB3GAP1, & the degree of this decrease was reduced by treatment with MG132 g (n = 3). Immunocytochemistry showed that ZWINT-1 was co-localized with active rab3. Scale bar: 10  $\mu$ m h. The number of tumors decreased by the downregulation of HNRNP A0 & RAB3GAP1 in AOM-DSS carcinogenesis model mice is shown i. The error bars & numbers show the S.D. \*p < 0.05 by Student's t-test & an ANOVA. Image collected & cropped by CiteAb from the following publication (<https://pubmed.ncbi.nlm.nih.gov/32303675>), licensed under a CC-BY license. Not internally tested by Novus Biologicals.



## Publications

Ting La, Song Chen, Xiao Hong Zhao, Shuai Zhou, Ran Xu, Liu Teng, Yuan Yuan Zhang, Kaihong Ye, Liang Xu, Tao Guo, Muhammad Fairuz Jamaluddin, Yu Chen Feng, Hai Jie Tang, Yanliang Wang, Qin Xu, Yue Gu, Huixia Cao, Tao Liu, Rick F. Thorne, Feng Min Shao, Xu Dong Zhang, Lei Jin LncRNA LIMP27 Regulates the DNA Damage Response through p27 in p53 Defective Cancer Cells Advanced Science 2023-01-13 [PMID: 36638271]

Konishi H, Fujiya M, Kashima S et al. A tumor-specific modulation of heterogeneous ribonucleoprotein A0 promotes excessive mitosis and growth in colorectal cancer cells Cell Death Dis 2020-04-17 [PMID: 32303675] (WB, Human)



### **Novus Biologicals USA**

10730 E. Briarwood Avenue  
Centennial, CO 80112  
USA  
Phone: 303.730.1950  
Toll Free: 1.888.506.6887  
Fax: 303.730.1966  
nb-customerservice@bio-techne.com

### **Bio-Techne Canada**

21 Canmotor Ave  
Toronto, ON M8Z 4E6  
Canada  
Phone: 905.827.6400  
Toll Free: 855.668.8722  
Fax: 905.827.6402  
canada.inquires@bio-techne.com

### **Bio-Techne Ltd**

19 Barton Lane  
Abingdon Science Park  
Abingdon, OX14 3NB, United Kingdom  
Phone: (44) (0) 1235 529449  
Free Phone: 0800 37 34 15  
Fax: (44) (0) 1235 533420  
info.EMEA@bio-techne.com

### **General Contact Information**

www.novusbio.com  
Technical Support: nb-technical@bio-  
techne.com  
Orders: nb-customerservice@bio-techne.com  
General: novus@novusbio.com

### **Products Related to NBP2-22293**

---

HAF008	Goat anti-Rabbit IgG Secondary Antibody [HRP]
NB7160	Goat anti-Rabbit IgG (H+L) Secondary Antibody [HRP]
NBP2-24891	Rabbit IgG Isotype Control
NBP2-55847PEP	HNRNPA0 Recombinant Protein Antigen

---

### **Limitations**

This product is for research use only and is not approved for use in humans or in clinical diagnosis. Primary Antibodies are guaranteed for 1 year from date of receipt.

For more information on our 100% guarantee, please visit [www.novusbio.com/guarantee](http://www.novusbio.com/guarantee)

Earn gift cards/discounts by submitting a review: [www.novusbio.com/reviews/submit/NBP2-22293](http://www.novusbio.com/reviews/submit/NBP2-22293)

Earn gift cards/discounts by submitting a publication using this product:  
[www.novusbio.com/publications](http://www.novusbio.com/publications)

