

Product Datasheet

USP14 Antibody - BSA Free

NBP2-20825

Unit Size: 0.1 ml

Aliquot and store at -20C or -80C. Avoid freeze-thaw cycles.

www.novusbio.com



technical@novusbio.com

Protocols, Publications, Related Products, Reviews, Research Tools and Images at:
www.novusbio.com/NBP2-20825

Updated 9/9/2025 v.20.1

Earn rewards for product
reviews and publications.

Submit a publication at www.novusbio.com/publications

Submit a review at www.novusbio.com/reviews/destination/NBP2-20825



NBP2-20825

USP14 Antibody - BSA Free

Product Information

Unit Size	0.1 ml
Concentration	Concentrations vary lot to lot. See vial label for concentration. If unlisted please contact technical services.
Storage	Aliquot and store at -20C or -80C. Avoid freeze-thaw cycles.
Clonality	Polyclonal
Preservative	0.01% Thimerosal
Isotype	IgG
Purity	Antigen Affinity-purified
Buffer	0.1M Tris (pH 7), 0.1M Glycine, 20% Glycerol
Target Molecular Weight	56 kDa

Product Description

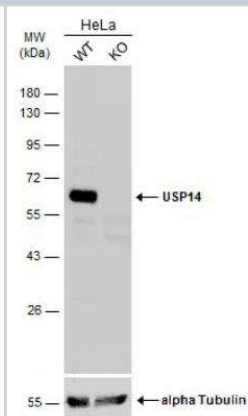
Description	Novus Biologicals Knockout (KO) Validated Rabbit USP14 Antibody - BSA Free (NBP2-20825) is a polyclonal antibody validated for use in IHC and WB. All Novus Biologicals antibodies are covered by our 100% guarantee.
Host	Rabbit
Gene ID	9097
Gene Symbol	USP14
Species	Human, Mouse, Rat
Immunogen	Recombinant protein encompassing a sequence within the C-terminus region of human USP14. The exact sequence is proprietary.

Product Application Details

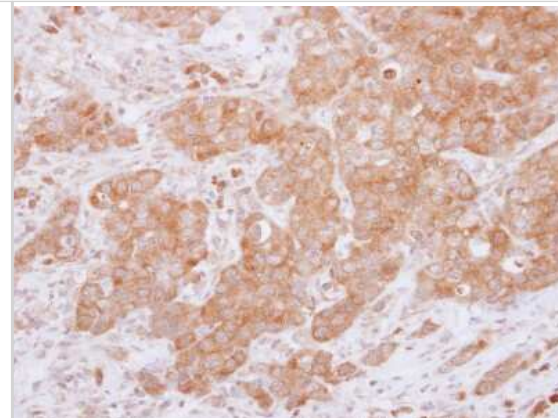
Applications	Western Blot, Immunohistochemistry-Paraffin, Immunohistochemistry, Knockout Validated
Recommended Dilutions	Western Blot 1:500-1:3000, Immunohistochemistry 1:100-1:1000, Immunohistochemistry-Paraffin 1:100-1:1000, Knockout Validated

Images

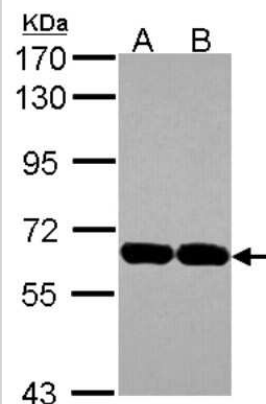
Western Blot: USP14 Antibody [NBP2-20825] - Wild-type (WT) and USP14 knockout (KO) HeLa cell extracts (30 ug) were separated by 10% SDS-PAGE, and the membrane was blotted with USP14 antibody diluted at 1:1000. HRP-conjugated anti-rabbit IgG antibody was used to detect the primary antibody.



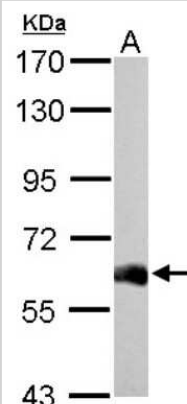
Immunohistochemistry-Paraffin: USP14 Antibody [NBP2-20825] - Immunohistochemical analysis of paraffin-embedded Breast ca, using antibody at 1:500 dilution.



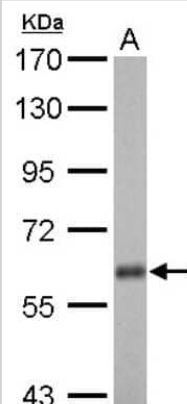
Western Blot: USP14 Antibody [NBP2-20825] - Sample (30 ug of whole cell lysate) A: A431 B: JurKat 7. 5% SDS PAGE gel, diluted at 1:1000.



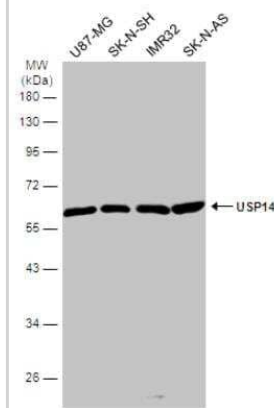
Western Blot: USP14 Antibody [NBP2-20825] - USP14 antibody detects USP14 protein by Western blot analysis. A. 50 ug mouse brain lysate/extract. 5 % SDS-PAGE USP14 antibody dilution: 1:1000.



Western Blot: USP14 Antibody [NBP2-20825] - USP14 antibody detects USP14 protein by Western blot analysis. A. 50 ug rat brain lysate/extract. 5 % SDS-PAGE USP14 antibody dilution: 1:1000.



Western Blot: USP14 Antibody [NBP2-20825] - Various whole cell extracts (30 ug) were separated by 10% SDS-PAGE, and the membrane was blotted with USP14 antibody diluted at 1:500. HRP-conjugated anti-rabbit IgG antibody was used to detect the primary antibody.





Novus Biologicals USA

10730 E. Briarwood Avenue
Centennial, CO 80112
USA
Phone: 303.730.1950
Toll Free: 1.888.506.6887
Fax: 303.730.1966
nb-customerservice@bio-techne.com

Bio-Techne Canada

21 Canmotor Ave
Toronto, ON M8Z 4E6
Canada
Phone: 905.827.6400
Toll Free: 855.668.8722
Fax: 905.827.6402
canada.inquires@bio-techne.com

Bio-Techne Ltd

19 Barton Lane
Abingdon Science Park
Abingdon, OX14 3NB, United Kingdom
Phone: (44) (0) 1235 529449
Free Phone: 0800 37 34 15
Fax: (44) (0) 1235 533420
info.EMEA@bio-techne.com

General Contact Information

www.novusbio.com
Technical Support: nb-technical@bio-techne.com
Orders: nb-customerservice@bio-techne.com
General: novus@novusbio.com

Products Related to NBP2-20825

HAF008	Goat anti-Rabbit IgG Secondary Antibody [HRP]
NB7160	Goat anti-Rabbit IgG (H+L) Secondary Antibody [HRP]
NBP2-24891	Rabbit IgG Isotype Control
NBP1-86946PEP	USP14 Recombinant Protein Antigen

Limitations

This product is for research use only and is not approved for use in humans or in clinical diagnosis. Primary Antibodies are guaranteed for 1 year from date of receipt.

For more information on our 100% guarantee, please visit www.novusbio.com/guarantee

Earn gift cards/discounts by submitting a review: www.novusbio.com/reviews/submit/NBP2-20825

Earn gift cards/discounts by submitting a publication using this product:
www.novusbio.com/publications

