Product Datasheet

UQCRC2 Antibody
NBP2-20816

Unit Size: 0.1 ml

Aliquot and store at -20C or -80C. Avoid freeze-thaw cycles.

www.novusbio.com technical@novusbio.com

Protocols, Publications, Related Products, Reviews, Research Tools and Images at:
www.novusbio.com/NBP2-20816

Updated 9/9/2025 v.20.1

Earn rewards for product reviews and publications.
Submit a publication at www.novusbio.com/publications
Submit a review at www.novusbio.com/reviews/destination/NBP2-20816

NBP2-20816

UQCRC2 Antibody

Product Information

Unit Size	0.1 ml
Concentration	Concentrations vary lot to lot. See vial label for concentration. If unlisted please contact technical services.
Storage	Aliquot and store at -20C or -80C. Avoid freeze-thaw cycles.
Clonality	Polyclonal
Preservative	0.01% Thimerosal
Isotype	IgG
Purity	Antigen Affinity-purified
Buffer	PBS (pH 7), 20% Glycerol, 1% BSA
Target Molecular Weight	48 kDa

Product Description

Description	Novus Biologicals Rabbit UQCRC2 Antibody (NBP2-20816) is a polyclonal antibody validated for use in IHC, WB, ICC/IF and IP. All Novus Biologicals antibodies are covered by our 100% guarantee.
Host	Rabbit
Gene ID	7385
Gene Symbol	UQCRC2
Species	Human, Mouse, Rat
Reactivity Notes	Chimpanzee (99%), Mouse (82%), Rat (81%), Bovine (88%).
Immunogen	Recombinant protein encompassing a sequence within the center region of human UQCRC2. The exact sequence is proprietary.

Product Application Details

Applications	Western Blot, Immunohistochemistry-Paraffin, Immunocytochemistry/ Immunofluorescence, Immunohistochemistry, Immunoprecipitation
Recommended Dilutions	Western Blot 1:5000-1:20000, Immunohistochemistry 1:100-1:1000, Immunocytochemistry/ Immunofluorescence 1:100-1:1000, Immunoprecipitation 1:100-1:500, Immunohistochemistry-Paraffin 1:100-1:1000
Application Notes	Western Blot (WB) Assay-dependent dilution

Images

Western Blot: UQCRC2 Antibody [NBP2-20816] - Various whole cell extracts (30 ug) were separated by 10% SDS-PAGE, and the membranes were blotted with UQCRC2 antibody diluted at 1:10000. The HRP-conjugated anti-rabbit IgG antibody was used to detect the primary antibody.

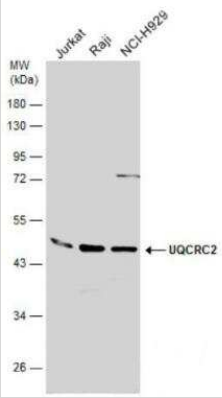

Immunocytochemistry/Immunofluorescence: UQCRC2 Antibody [NBP2-20816] - Immunofluorescence analysis of paraformaldehyde-fixed A431, using antibody at 1:500 dilution.	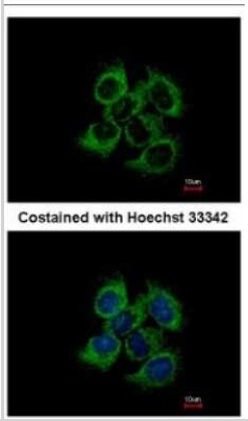
Immunohistochemistry-Paraffin: UQCRC2 Antibody [NBP2-20816] - Paraffin-embedded breast cancer. UQCRC2 antibody dilution: 1:250.	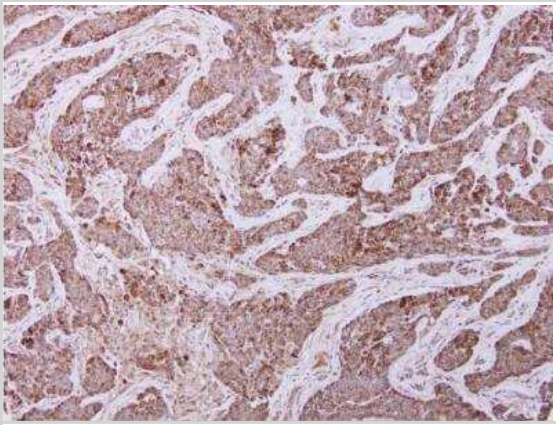
Western Blot: UQCRC2 Antibody [NBP2-20816] - Sample (30 ug of whole cell lysate) A: Jurkat 10% SDS PAGE gel, diluted at 1:10000.	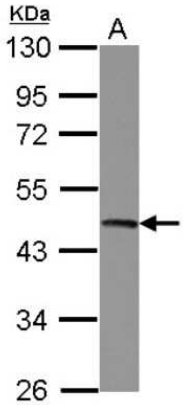
Western Blot: UQCRC2 Antibody [NBP2-20816] - Various tissue extracts (50 ug) were separated by 10% SDS-PAGE, and the membrane was blotted with UQCRC2 antibody diluted at 1:10000. HRP-conjugated anti-rabbit IgG antibody was used to detect the primary antibody.	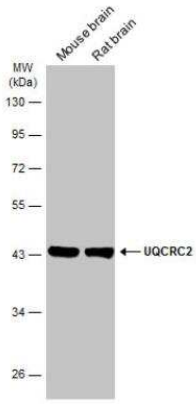

Immunoprecipitation: UQCRC2 Antibody [NBP2-20816] - IP samples: HepG2 whole cell extract A. 35 ug HepG2 whole cell extract B. Control with 4 ug of preimmune Rabbit IgG C. Immunoprecipitation of UQCRC2 protein by 4 ug UQCRC2 antibody 10 % SDS-PAGE. The immunoprecipitated UQCRC2 protein was detected by UQCRC2 antibody diluted at 1:5000. [EasyBlot anti-rabbit IgG was used as a secondary reagent]	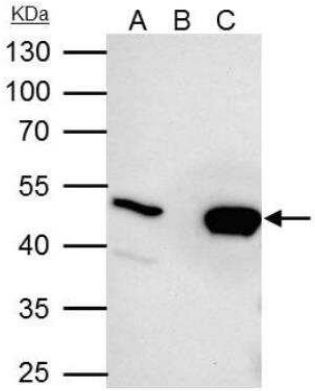

Novus Biologicals USA
10730 E. Briarwood Avenue
Centennial, CO 80112
USA
Phone: 303.730.1950
Toll Free: 1.888.506.6887
Fax: 303.730.1966
nb-customerservice@bio-techne.com

Bio-Techne Canada
21 Canmotor Ave
Toronto, ON M8Z 4E6
Canada
Phone: 905.827.6400
Toll Free: 855.668.8722
Fax: 905.827.6402
canada.inquires@bio-techne.com

Bio-Techne Ltd
19 Barton Lane
Abingdon Science Park
Abingdon, OX14 3NB, United Kingdom
Phone: (44) (0) 1235 529449
Free Phone: 0800 37 34 15
Fax: (44) (0) 1235 533420
info.EMEA@bio-techne.com

General Contact Information
www.novusbio.com
Technical Support: nb-technical@bio-techne.com
Orders: nb-customerservice@bio-techne.com
General: novus@novusbio.com

Products Related to NBP2-20816

HAF008	Goat anti-Rabbit IgG Secondary Antibody [HRP]
NB7160	Goat anti-Rabbit IgG (H+L) Secondary Antibody [HRP]
NBP2-24891	Rabbit IgG Isotype Control
NBP2-22916	Recombinant Human UQCRC2 His Protein

Limitations
This product is for research use only and is not approved for use in humans or in clinical diagnosis. Primary Antibodies are guaranteed for 1 year from date of receipt.

For more information on our 100% guarantee, please visit www.novusbio.com/guarantee

Earn gift cards/discounts by submitting a review: www.novusbio.com/reviews/submit/NBP2-20816

Earn gift cards/discounts by submitting a publication using this product: www.novusbio.com/publications