

Product Datasheet

TMED4 Antibody NBP2-20661

Unit Size: 0.1 ml

Aliquot and store at -20C or -80C. Avoid freeze-thaw cycles.

www.novusbio.com



technical@novusbio.com

Protocols, Publications, Related Products, Reviews, Research Tools and Images at:
www.novusbio.com/NBP2-20661

Updated 2/1/2019 v.20.1

Earn rewards for product
reviews and publications.

Submit a publication at www.novusbio.com/publications

Submit a review at www.novusbio.com/reviews/destination/NBP2-20661



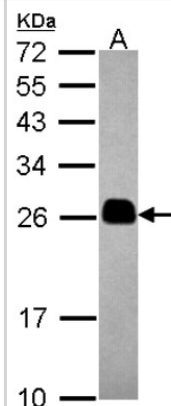
NBP2-20661**TMED4 Antibody**

Product Information	
Unit Size	0.1 ml
Concentration	Concentrations vary lot to lot. See vial label for concentration. If unlisted please contact technical services.
Storage	Aliquot and store at -20C or -80C. Avoid freeze-thaw cycles.
Clonality	Polyclonal
Preservative	0.01% Thimerosal
Isotype	IgG
Purity	Immunogen affinity purified
Buffer	0.1M Tris (pH 7), 0.1M Glycine, 20% Glycerol
Target Molecular Weight	26 kDa
Product Description	
Host	Rabbit
Gene ID	222068
Gene Symbol	TMED4
Species	Human
Reactivity Notes	Expected cross reactivity based on sequence homology: Rhesus Monkey (100%).
Immunogen	Recombinant protein encompassing a sequence within the center region of human TMED4. The exact sequence is proprietary.
Product Application Details	
Applications	Western Blot, Immunocytochemistry/Immunofluorescence, Immunohistochemistry, Immunohistochemistry-Paraffin
Recommended Dilutions	Western Blot 1:500-1:3000, Immunohistochemistry 10 - 1:500, Immunocytochemistry/Immunofluorescence 1:100-1:1000, Immunohistochemistry-Paraffin 1:100-1:1000

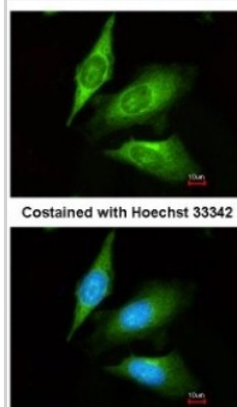


Images

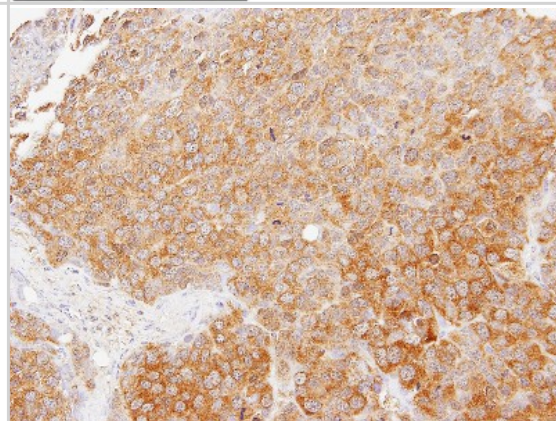
Western Blot: TMED4 Antibody [NBP2-20661] - Sample (30 ug of whole cell lysate) A: Hep G2 12% SDS PAGE gel, diluted at 1:1000.



Immunocytochemistry/Immunofluorescence: TMED4 Antibody [NBP2-20661] - Immunofluorescence analysis of methanol-fixed HeLa, using antibody at 1:200 dilution.



Immunohistochemistry-Paraffin: TMED4 Antibody [NBP2-20661] - Immunohistochemical analysis of paraffin-embedded Lung SCC, using antibody at 1:100 dilution.





Novus Biologicals USA

10730 E. Briarwood Avenue
Centennial, CO 80112
USA
Phone: 303.730.1950
Toll Free: 1.888.506.6887
Fax: 303.730.1966
novus@novusbio.com

Novus Biologicals Canada

461 North Service Road West, Unit B37
Oakville, ON L6M 2V5
Canada
Phone: 905.827.6400
Toll Free: 855.668.8722
Fax: 905.827.6402
canada@novusbio.com

Novus Biologicals Europe

19 Barton Lane
Abingdon Science Park
Abingdon, OX14 3NB, United Kingdom
Phone: (44) (0) 1235 529449
Free Phone: 0800 37 34 15
Fax: (44) (0) 1235 533420
info@bio-techne.com

General Contact Information

www.novusbio.com
Technical Support: technical@novusbio.com
Orders: orders@novusbio.com
General: novus@novusbio.com

Limitations

This product is for research use only and is not approved for use in humans or in clinical diagnosis. Primary Antibodies are guaranteed for 1 year from date of receipt.

For more information on our 100% guarantee, please visit www.novusbio.com/guarantee

Earn gift cards/discounts by submitting a review: www.novusbio.com/reviews/submit/NBP2-20661

Earn gift cards/discounts by submitting a publication using this product:
www.novusbio.com/publications

