

Product Datasheet

Thioredoxin Reductase 1/TRXR1 Antibody NBP2-20619

Unit Size: 0.1 ml

Aliquot and store at -20C or -80C. Avoid freeze-thaw cycles.

www.novusbio.com



technical@novusbio.com

Publications: 1

Protocols, Publications, Related Products, Reviews, Research Tools and Images at:
www.novusbio.com/NBP2-20619

Updated 10/23/2024 v.20.1

Earn rewards for product
reviews and publications.

Submit a publication at www.novusbio.com/publications

Submit a review at www.novusbio.com/reviews/destination/NBP2-20619



NBP2-20619**Thioredoxin Reductase 1/TRXR1 Antibody****Product Information**

Unit Size	0.1 ml
Concentration	Concentrations vary lot to lot. See vial label for concentration. If unlisted please contact technical services.
Storage	Aliquot and store at -20C or -80C. Avoid freeze-thaw cycles.
Clonality	Polyclonal
Preservative	0.01% Thimerosal
Isotype	IgG
Purity	Antigen Affinity-purified
Buffer	0.1M Tris (pH 7), 0.1M Glycine, 10% Glycerol
Target Molecular Weight	71 kDa

Product Description

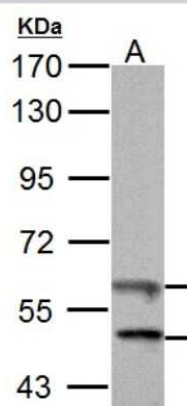
Host	Rabbit
Gene ID	7296
Gene Symbol	TXNRD1
Species	Human, Mouse, Rat
Immunogen	Recombinant protein encompassing a sequence within the center region of human Thioredoxin Reductase 1/TRXR1. The exact sequence is proprietary.

Product Application Details

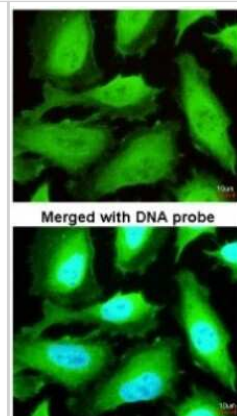
Applications	Western Blot, Immunocytochemistry/ Immunofluorescence, Immunohistochemistry, Immunohistochemistry-Paraffin
Recommended Dilutions	Western Blot 1:500-1:3000, Immunohistochemistry 1:100-1:1000, Immunocytochemistry/ Immunofluorescence 1:100-1:1000, Immunohistochemistry-Paraffin 1:100-1:1000

Images

Western Blot: thioredoxin reductase 1 Antibody [NBP2-20619] - 50 ug
Rat brain lysate/extract 7. 5% SDS-PAGE TrxR1 antibody [N3C2],
Internal dilution: 1:1000.



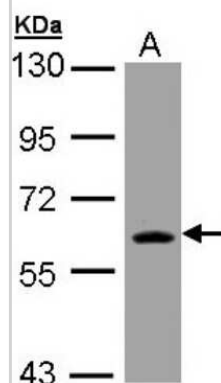
Immunocytochemistry/Immunofluorescence: thioredoxin reductase 1 Antibody [NBP2-20619] - Analysis of paraformaldehyde-fixed HeLa, using antibody at 1:200 dilution.



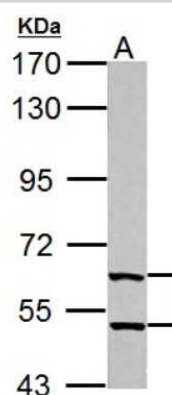
Immunohistochemistry-Paraffin: Thioredoxin Reductase 1/TRXR1 Antibody [NBP2-20619] - TrxR1 antibody [N3C2], Internal detects TrxR1 protein at cytoplasm and nucleus in mouse liver by Immunohistochemical analysis. Sample: Paraffin-embedded mouse liver. TrxR1 antibody [N3C2], Internal diluted at 1:500.



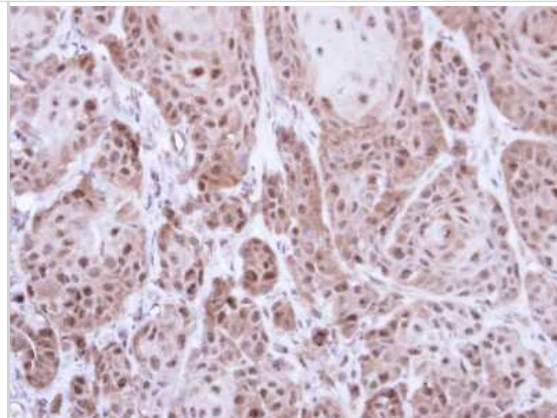
Western Blot: thioredoxin reductase 1 Antibody [NBP2-20619] - Sample (30 ug of whole cell lysate)A: Molt-4 7. 5% SDS PAGE gel, diluted at 1:3000.



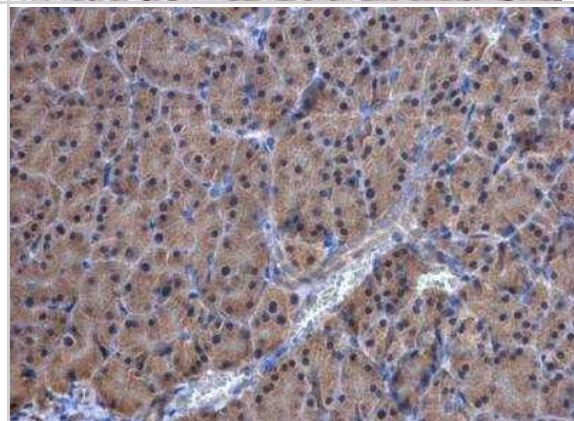
Western Blot: thioredoxin reductase 1 Antibody [NBP2-20619] - 50 ug mouse brain lysate/extract 7. 5% SDS-PAGE TrxR1 antibody [N3C2], Internal dilution: 1:1000.



Immunohistochemistry-Paraffin: thioredoxin reductase 1 Antibody [NBP2-20619] - Immunohistochemical analysis of paraffin-embedded Cal27 xenograft, using antibody at 1:500 dilution.



Immunohistochemistry-Paraffin: Thioredoxin Reductase 1/TRXR1 Antibody [NBP2-20619] - TrxR1 antibody [N3C2], Internal detects TrxR1 protein at cytoplasm and nucleus in mouse pancreas by immunohistochemical analysis. Sample: Paraffin-embedded mouse pancreas. TrxR1 antibody [N3C2], Internal diluted at 1:500.



Publications

Liang Z, Zhu B, Meng D et al. Evaluation of the Effect of Carvedilol on the Thioredoxin Pathway in H9C2 Rat Cardiomyocytes Thesis (WB, IP, Rat)



Novus Biologicals USA

10730 E. Briarwood Avenue
Centennial, CO 80112
USA
Phone: 303.730.1950
Toll Free: 1.888.506.6887
Fax: 303.730.1966
nb-customerservice@bio-techne.com

Bio-Techne Canada

21 Canmotor Ave
Toronto, ON M8Z 4E6
Canada
Phone: 905.827.6400
Toll Free: 855.668.8722
Fax: 905.827.6402
canada.inquires@bio-techne.com

Bio-Techne Ltd

19 Barton Lane
Abingdon Science Park
Abingdon, OX14 3NB, United Kingdom
Phone: (44) (0) 1235 529449
Free Phone: 0800 37 34 15
Fax: (44) (0) 1235 533420
info.EMEA@bio-techne.com

General Contact Information

www.novusbio.com
Technical Support: nb-technical@bio-techne.com
Orders: nb-customerservice@bio-techne.com
General: novus@novusbio.com

Products Related to NBP2-20619

HAF008	Goat anti-Rabbit IgG Secondary Antibody [HRP]
NB7160	Goat anti-Rabbit IgG (H+L) Secondary Antibody [HRP]
NBP2-24891	Rabbit IgG Isotype Control
NBP1-44456	Recombinant Human Thioredoxin Reductase 1/TRXR1 His Protein

Limitations

This product is for research use only and is not approved for use in humans or in clinical diagnosis. Primary Antibodies are guaranteed for 1 year from date of receipt.

For more information on our 100% guarantee, please visit www.novusbio.com/guarantee

Earn gift cards/discounts by submitting a review: www.novusbio.com/reviews/submit/NBP2-20619

Earn gift cards/discounts by submitting a publication using this product:
www.novusbio.com/publications

