

Product Datasheet

TCERG1 Antibody - BSA Free

NBP2-20584

Unit Size: 0.1 ml

Aliquot and store at -20C or -80C. Avoid freeze-thaw cycles.

www.novusbio.com



technical@novusbio.com

Protocols, Publications, Related Products, Reviews, Research Tools and Images at:
www.novusbio.com/NBP2-20584

Updated 9/9/2025 v.20.1

Earn rewards for product
reviews and publications.

Submit a publication at www.novusbio.com/publications

Submit a review at www.novusbio.com/reviews/destination/NBP2-20584



NBP2-20584

TCERG1 Antibody - BSA Free

Product Information

Unit Size	0.1 ml
Concentration	Concentrations vary lot to lot. See vial label for concentration. If unlisted please contact technical services.
Storage	Aliquot and store at -20C or -80C. Avoid freeze-thaw cycles.
Clonality	Polyclonal
Preservative	0.01% Thimerosal
Isotype	IgG
Purity	Antigen Affinity-purified
Buffer	0.1M Tris (pH 7), 0.1M Glycine, 20% Glycerol
Target Molecular Weight	124 kDa

Product Description

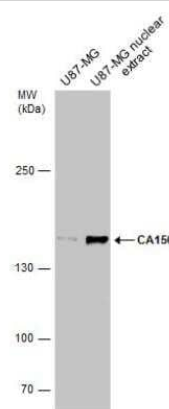
Description	Novus Biologicals Rabbit TCERG1 Antibody - BSA Free (NBP2-20584) is a polyclonal antibody validated for use in IHC, WB and ICC/IF. All Novus Biologicals antibodies are covered by our 100% guarantee.
Host	Rabbit
Gene ID	10915
Gene Symbol	TCERG1
Species	Human, Mouse, Rat
Immunogen	Recombinant protein encompassing a sequence within the center region of human TCERG1. The exact sequence is proprietary.

Product Application Details

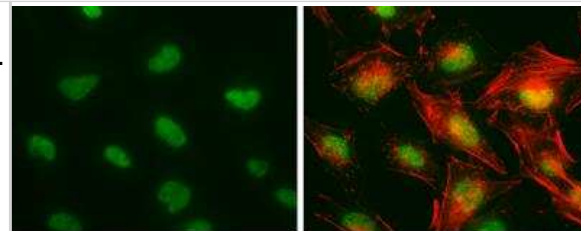
Applications	Western Blot, Immunohistochemistry-Paraffin, Immunocytochemistry/Immunofluorescence, Immunohistochemistry
Recommended Dilutions	Western Blot 1:500-1:3000, Immunohistochemistry 1:100-1:1000, Immunocytochemistry/ Immunofluorescence 1:100-1:1000, Immunohistochemistry-Paraffin 1:100-1:1000

Images

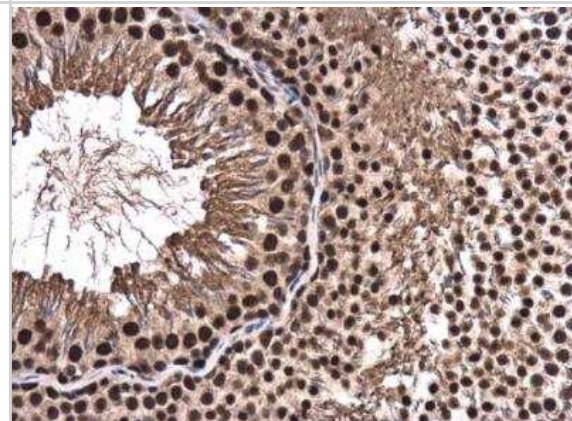
Western Blot: TCERG1 Antibody [NBP2-20584] - U87-MG whole cell and nuclear extracts (30 ug) were separated by 5% SDS-PAGE, and the membrane was blotted with CA150 antibody diluted at 1:500.



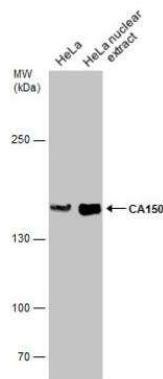
Immunocytochemistry/Immunofluorescence: TCERG1 Antibody [NBP2-20584] - HeLa cells were fixed in 4% paraformaldehyde at RT for 15 min. Green: CA150 protein stained by CA150 antibody diluted at 1:500. Red: phalloidin, a cytoskeleton marker, diluted at 1:50.



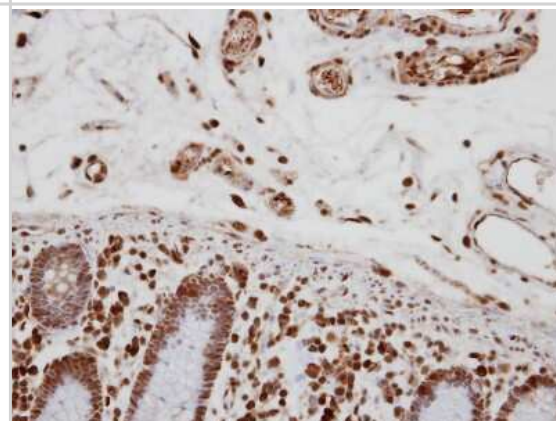
Immunohistochemistry-Paraffin: TCERG1 Antibody [NBP2-20584] - Rat testis. CA150 antibody diluted at 1:500. Antigen Retrieval: Citrate buffer, pH 6.0, 15 min.



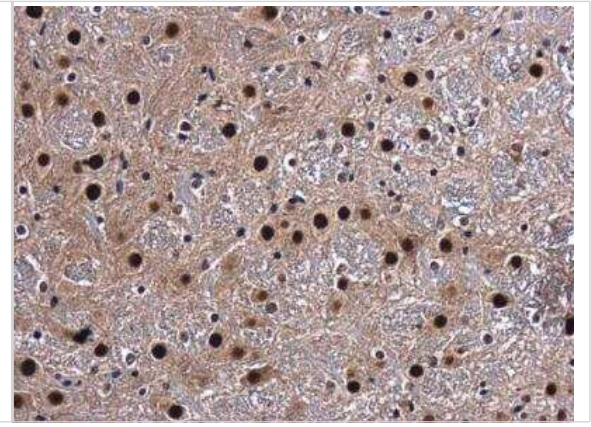
Western Blot: TCERG1 Antibody [NBP2-20584] - HeLa whole cell and nuclear extracts (30 ug) were separated by 5% SDS-PAGE, and the membrane was blotted with CA150 antibody diluted at 1:500.



Immunohistochemistry-Paraffin: TCERG1 Antibody [NBP2-20584] - Human colon, using CA150 antibody at 1:250 dilution. Antigen Retrieval: Citrate buffer, pH 6.0, 15 min.



Immunohistochemistry-Paraffin: TCERG1 Antibody [NBP2-20584] -
Mouse brain. CA150 antibody diluted at 1:500. Antigen Retrieval: Citrate
buffer, pH 6.0, 15 min.





Novus Biologicals USA

10730 E. Briarwood Avenue
Centennial, CO 80112
USA
Phone: 303.730.1950
Toll Free: 1.888.506.6887
Fax: 303.730.1966
nb-customerservice@bio-techne.com

Bio-Techne Canada

21 Canmotor Ave
Toronto, ON M8Z 4E6
Canada
Phone: 905.827.6400
Toll Free: 855.668.8722
Fax: 905.827.6402
canada.inquires@bio-techne.com

Bio-Techne Ltd

19 Barton Lane
Abingdon Science Park
Abingdon, OX14 3NB, United Kingdom
Phone: (44) (0) 1235 529449
Free Phone: 0800 37 34 15
Fax: (44) (0) 1235 533420
info.EMEA@bio-techne.com

General Contact Information

www.novusbio.com
Technical Support: nb-technical@bio-techne.com
Orders: nb-customerservice@bio-techne.com
General: novus@novusbio.com

Products Related to NBP2-20584

HAF008	Goat anti-Rabbit IgG Secondary Antibody [HRP]
NB7160	Goat anti-Rabbit IgG (H+L) Secondary Antibody [HRP]
NBP2-24891	Rabbit IgG Isotype Control
NBP2-57767PEP	TCERG1 Recombinant Protein Antigen

Limitations

This product is for research use only and is not approved for use in humans or in clinical diagnosis. Primary Antibodies are guaranteed for 1 year from date of receipt.

For more information on our 100% guarantee, please visit www.novusbio.com/guarantee

Earn gift cards/discounts by submitting a review: www.novusbio.com/reviews/submit/NBP2-20584

Earn gift cards/discounts by submitting a publication using this product:
www.novusbio.com/publications

