

# Product Datasheet

## PRC1 Antibody - BSA Free NBP2-19925

Unit Size: 0.1 ml

Aliquot and store at -20C or -80C. Avoid freeze-thaw cycles.

[www.novusbio.com](http://www.novusbio.com)



[technical@novusbio.com](mailto:technical@novusbio.com)

Protocols, Publications, Related Products, Reviews, Research Tools and Images at:  
[www.novusbio.com/NBP2-19925](http://www.novusbio.com/NBP2-19925)

Updated 9/9/2025 v.20.1

Earn rewards for product  
reviews and publications.

Submit a publication at [www.novusbio.com/publications](http://www.novusbio.com/publications)

Submit a review at [www.novusbio.com/reviews/destination/NBP2-19925](http://www.novusbio.com/reviews/destination/NBP2-19925)



**NBP2-19925**

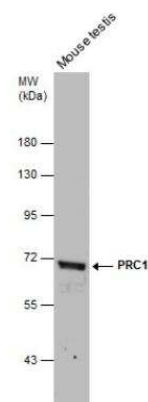
PRC1 Antibody - BSA Free

Product Information	
Unit Size	0.1 ml
Concentration	Concentrations vary lot to lot. See vial label for concentration. If unlisted please contact technical services.
Storage	Aliquot and store at -20C or -80C. Avoid freeze-thaw cycles.
Clonality	Polyclonal
Preservative	0.01% Thimerosal
Isotype	IgG
Purity	Antigen Affinity-purified
Buffer	0.1M Tris (pH 7), 0.1M Glycine, 20% Glycerol
Target Molecular Weight	72 kDa
Product Description	
Description	Novus Biologicals Rabbit PRC1 Antibody - BSA Free (NBP2-19925) is a polyclonal antibody validated for use in IHC, WB and ICC/IF. All Novus Biologicals antibodies are covered by our 100% guarantee.
Host	Rabbit
Gene ID	9055
Gene Symbol	PRC1
Species	Human, Mouse
Reactivity Notes	Immunogen displays the following percentage of sequence identity for non-tested species: Rat (81%).
Immunogen	Recombinant protein encompassing a sequence within the N-terminus region of human PRC1. The exact sequence is proprietary.
Product Application Details	
Applications	Western Blot, Immunohistochemistry-Paraffin, Immunocytochemistry/Immunofluorescence, Immunohistochemistry
Recommended Dilutions	Western Blot 1:500-1:3000, Immunohistochemistry 1:100-1:1000, Immunocytochemistry/ Immunofluorescence 1:100-1:1000, Immunohistochemistry-Paraffin 1:100-1:1000

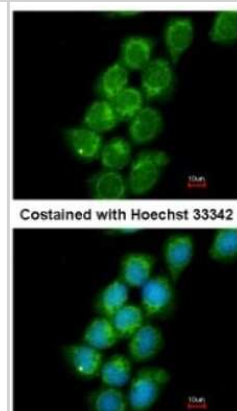


## Images

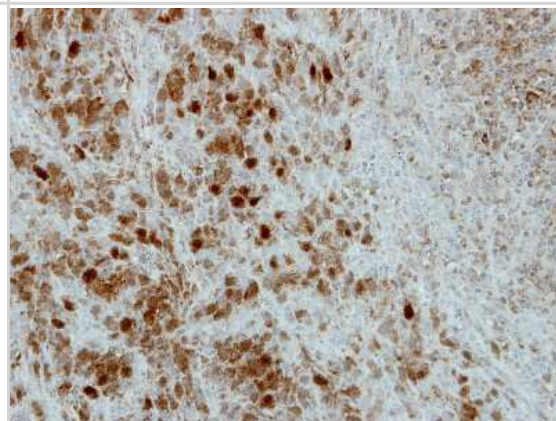
Western Blot: PRC1 Antibody [NBP2-19925] - Mouse tissue extract (50 ug) was separated by 7.5% SDS-PAGE, and the membrane was blotted with PRC1 antibody [N1N2], N-term diluted at 1:1000.



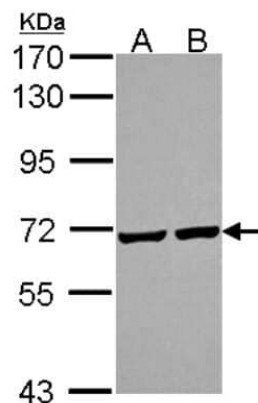
Immunocytochemistry/Immunofluorescence: PRC1 Antibody [NBP2-19925] - Analysis of methanol-fixed A431, using antibody at 1:200 dilution.



Immunohistochemistry-Paraffin: PRC1 Antibody [NBP2-19925] - SCM1 xenograft, using PRC1 antibody at 1:100 dilution. Antigen Retrieval: Trilogy™ (EDTA based) buffer, 15min



Western Blot: PRC1 Antibody [NBP2-19925] - Sample (30 ug of whole cell lysate) A: JurKat B: Raji 7. 5% SDS PAGE gel, diluted at 1:1000.





### **Novus Biologicals USA**

10730 E. Briarwood Avenue  
Centennial, CO 80112  
USA  
Phone: 303.730.1950  
Toll Free: 1.888.506.6887  
Fax: 303.730.1966  
nb-customerservice@bio-techne.com

### **Bio-Techne Canada**

21 Canmotor Ave  
Toronto, ON M8Z 4E6  
Canada  
Phone: 905.827.6400  
Toll Free: 855.668.8722  
Fax: 905.827.6402  
canada.inquires@bio-techne.com

### **Bio-Techne Ltd**

19 Barton Lane  
Abingdon Science Park  
Abingdon, OX14 3NB, United Kingdom  
Phone: (44) (0) 1235 529449  
Free Phone: 0800 37 34 15  
Fax: (44) (0) 1235 533420  
info.EMEA@bio-techne.com

### **General Contact Information**

www.novusbio.com  
Technical Support: nb-technical@bio-  
techne.com  
Orders: nb-customerservice@bio-techne.com  
General: novus@novusbio.com

### **Products Related to NBP2-19925**

---

HAF008	Goat anti-Rabbit IgG Secondary Antibody [HRP]
NB7160	Goat anti-Rabbit IgG (H+L) Secondary Antibody [HRP]
NBP2-24891	Rabbit IgG Isotype Control
NBP3-17008PEP	PRC1 Recombinant Protein Antigen

---

### **Limitations**

This product is for research use only and is not approved for use in humans or in clinical diagnosis. Primary Antibodies are guaranteed for 1 year from date of receipt.

For more information on our 100% guarantee, please visit [www.novusbio.com/guarantee](http://www.novusbio.com/guarantee)

Earn gift cards/discounts by submitting a review: [www.novusbio.com/reviews/submit/NBP2-19925](http://www.novusbio.com/reviews/submit/NBP2-19925)

Earn gift cards/discounts by submitting a publication using this product:  
[www.novusbio.com/publications](http://www.novusbio.com/publications)

