

Product Datasheet

Podocalyxin Like Antibody

NBP2-19880

Unit Size: 0.1 ml

Aliquot and store at -20C or -80C. Avoid freeze-thaw cycles.

www.novusbio.com



technical@novusbio.com

Protocols, Publications, Related Products, Reviews, Research Tools and Images at:
www.novusbio.com/NBP2-19880

Updated 11/30/2022 v.20.1

Earn rewards for product
reviews and publications.

Submit a publication at www.novusbio.com/publications

Submit a review at www.novusbio.com/reviews/destination/NBP2-19880



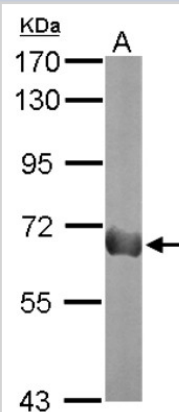
NBP2-19880

Podocalyxin Like Antibody

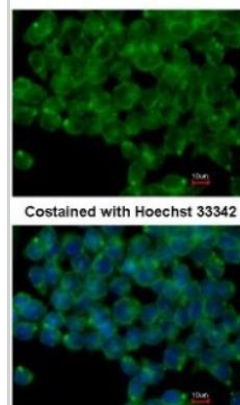
Product Information	
Unit Size	0.1 ml
Concentration	Concentrations vary lot to lot. See vial label for concentration. If unlisted please contact technical services.
Storage	Aliquot and store at -20C or -80C. Avoid freeze-thaw cycles.
Clonality	Polyclonal
Preservative	0.01% Thimerosal
Isotype	IgG
Purity	Protein A purified
Buffer	PBS (pH 7), 40% Glycerol
Target Molecular Weight	59 kDa
Product Description	
Host	Rabbit
Gene ID	5420
Gene Symbol	PODXL
Species	Human, Mouse
Marker	Podocytes /Apical Marker, Endothelial Cell Marker
Immunogen	Carrier-protein conjugated synthetic peptide encompassing a sequence within the C-terminus region of human PODXL. The exact sequence is proprietary.
Product Application Details	
Applications	Western Blot, Immunocytochemistry/Immunofluorescence, Immunohistochemistry, Immunohistochemistry-Paraffin
Recommended Dilutions	Western Blot 1:500-1:3000, Immunohistochemistry 1:100-1:1000, Immunocytochemistry/Immunofluorescence 1:50-1:500, Immunohistochemistry-Paraffin 1:100-1:1000

Images

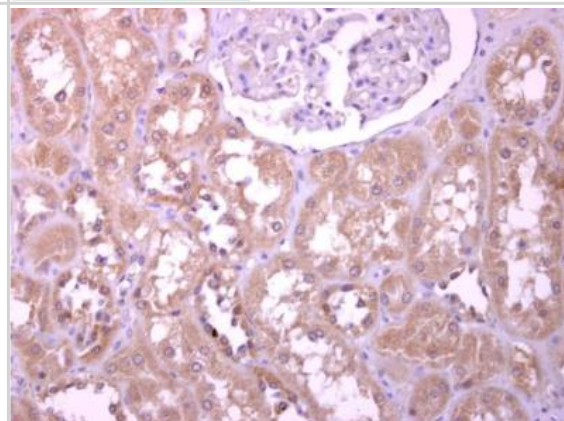
Western Blot: Podocalyxin Antibody [NBP2-19880] - Sample (20 ug of whole cell lysate) A: human ESC 7. 5% SDS PAGE gel, diluted at 1:1000.



Immunocytochemistry/Immunofluorescence: Podocalyxin Antibody [NBP2-19880] - Analysis of methanol-fixed mouse ESC, using antibody at 1:100 dilution.



Immunohistochemistry-Paraffin: Podocalyxin Like Antibody [NBP2-19880] - Paraffin-embedded human normal kidney. PODXL antibody [C2C3], C-term diluted at 1:500.





Novus Biologicals USA

10730 E. Briarwood Avenue
Centennial, CO 80112
USA
Phone: 303.730.1950
Toll Free: 1.888.506.6887
Fax: 303.730.1966
novus@novusbio.com

Bio-Techne Canada

21 Canmotor Ave
Toronto, ON M8Z 4E6
Canada
Phone: 905.827.6400
Toll Free: 855.668.8722
Fax: 905.827.6402
canada.inquires@bio-techne.com

Bio-Techne Ltd

19 Barton Lane
Abingdon Science Park
Abingdon, OX14 3NB, United Kingdom
Phone: (44) (0) 1235 529449
Free Phone: 0800 37 34 15
Fax: (44) (0) 1235 533420
info.EMEA@bio-techne.com

General Contact Information

www.novusbio.com
Technical Support: technical@novusbio.com
Orders: orders@novusbio.com
General: novus@novusbio.com

Limitations

This product is for research use only and is not approved for use in humans or in clinical diagnosis. Primary Antibodies are guaranteed for 1 year from date of receipt.

For more information on our 100% guarantee, please visit www.novusbio.com/guarantee

Earn gift cards/discounts by submitting a review: www.novusbio.com/reviews/submit/NBP2-19880

Earn gift cards/discounts by submitting a publication using this product:
www.novusbio.com/publications

