

Product Datasheet

Semaphorin 4B Antibody NBP2-19299

Unit Size: 0.1 ml

Aliquot and store at -20C or -80C. Avoid freeze-thaw cycles.

www.novusbio.com



technical@novusbio.com

Protocols, Publications, Related Products, Reviews, Research Tools and Images at:
www.novusbio.com/NBP2-19299

Updated 10/23/2024 v.20.1

Earn rewards for product
reviews and publications.

Submit a publication at www.novusbio.com/publications

Submit a review at www.novusbio.com/reviews/destination/NBP2-19299



NBP2-19299**Semaphorin 4B Antibody****Product Information**

Unit Size	0.1 ml
Concentration	Concentrations vary lot to lot. See vial label for concentration. If unlisted please contact technical services.
Storage	Aliquot and store at -20C or -80C. Avoid freeze-thaw cycles.
Clonality	Polyclonal
Preservative	0.01% Thimerosal
Isotype	IgG
Purity	Antigen Affinity-purified
Buffer	0.1M Tris-Glycine (pH7), 20% Glycerol
Target Molecular Weight	92 kDa

Product Description

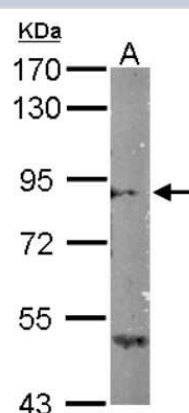
Host	Rabbit
Gene ID	10509
Gene Symbol	SEMA4B
Species	Human, Mouse
Reactivity Notes	Immunogen displays the following percentage of sequence identity for non-tested species: Rat (87%).
Immunogen	Recombinant protein encompassing a sequence within the N-terminus region of human Semaphorin 4B. The exact sequence is proprietary.

Product Application Details

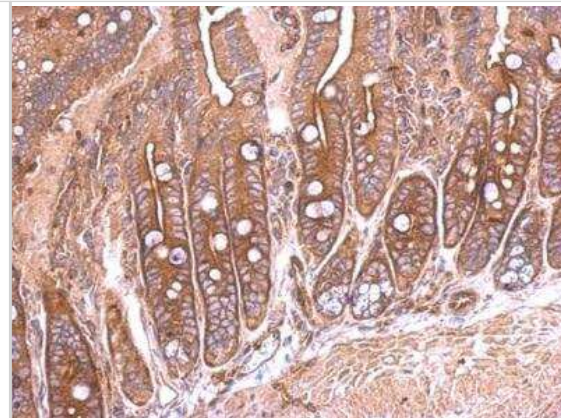
Applications	Western Blot, Immunohistochemistry, Immunohistochemistry-Paraffin
Recommended Dilutions	Western Blot 1:500-1:3000, Immunohistochemistry 1:100-1:1000, Immunohistochemistry-Paraffin 1:100-1:1000

Images

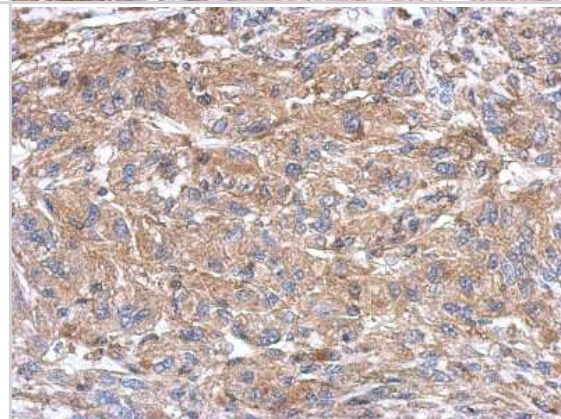
Western Blot: Semaphorin 4B Antibody [NBP2-19299] - Sample (50 ug of whole cell lysate) A: Mouse Brain, 7. 5% SDS PAGE gel, diluted at 1:1000.



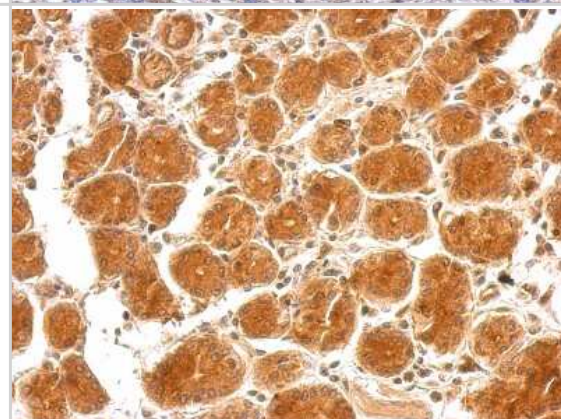
Immunohistochemistry-Paraffin: Semaphorin 4B Antibody [NBP2-19299]
- Mouse intestine. SEMA4B antibody dilution: 1:500. Antigen Retrieval:
Trilogy™ (EDTA based, pH 8.0) buffer, 15min.



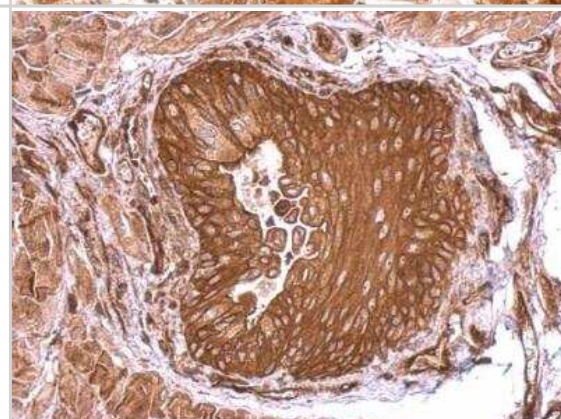
Immunohistochemistry-Paraffin: Semaphorin 4B Antibody [NBP2-19299]
- U373 xenograft, using SEMA4B antibody at 1:500 dilution. Antigen
Retrieval: Trilogy™ (EDTA based, pH 8.0) buffer, 15min.



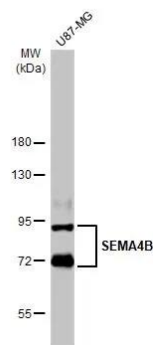
Immunohistochemistry-Paraffin: Semaphorin 4B Antibody [NBP2-19299]
- Colon carcinoma. SEMA4B antibody dilution: 1:500. Antigen Retrieval:
Trilogy™ (EDTA based, pH 8.0) buffer, 15min.



Immunohistochemistry-Paraffin: Semaphorin 4B Antibody [NBP2-19299]
- Mouse intestine. SEMA4B antibody dilution: 1:500. Antigen Retrieval:
Trilogy™ (EDTA based, pH 8.0) buffer, 15min.



Western Blot: Semaphorin 4B Antibody [NBP2-19299] - Whole cell extract (30 ug) was separated by 7.5% SDS-PAGE, and the membrane was blotted with Semaphorin 4B antibody (NBP2-19299) diluted at 1:1000. The HRP-conjugated anti-rabbit IgG antibody was used to detect the primary antibody.





Novus Biologicals USA

10730 E. Briarwood Avenue
Centennial, CO 80112
USA
Phone: 303.730.1950
Toll Free: 1.888.506.6887
Fax: 303.730.1966
nb-customerservice@bio-techne.com

Bio-Techne Canada

21 Canmotor Ave
Toronto, ON M8Z 4E6
Canada
Phone: 905.827.6400
Toll Free: 855.668.8722
Fax: 905.827.6402
canada.inquires@bio-techne.com

Bio-Techne Ltd

19 Barton Lane
Abingdon Science Park
Abingdon, OX14 3NB, United Kingdom
Phone: (44) (0) 1235 529449
Free Phone: 0800 37 34 15
Fax: (44) (0) 1235 533420
info.EMEA@bio-techne.com

General Contact Information

www.novusbio.com
Technical Support: nb-technical@bio-techne.com
Orders: nb-customerservice@bio-techne.com
General: novus@novusbio.com

Products Related to NBP2-19299

HAF008	Goat anti-Rabbit IgG Secondary Antibody [HRP]
NB7160	Goat anti-Rabbit IgG (H+L) Secondary Antibody [HRP]
NBP2-24891	Rabbit IgG Isotype Control
NBP1-81377PEP	Semaphorin 4B Recombinant Protein Antigen

Limitations

This product is for research use only and is not approved for use in humans or in clinical diagnosis. Primary Antibodies are guaranteed for 1 year from date of receipt.

For more information on our 100% guarantee, please visit www.novusbio.com/guarantee

Earn gift cards/discounts by submitting a review: www.novusbio.com/reviews/submit/NBP2-19299

Earn gift cards/discounts by submitting a publication using this product:
www.novusbio.com/publications

