

Product Datasheet

CXCL8/IL-8 Antibody NBP2-16958

Unit Size: 0.1 ml

Aliquot and store at -20C or -80C. Avoid freeze-thaw cycles.

www.novusbio.com



technical@novusbio.com

Publications: 4

Protocols, Publications, Related Products, Reviews, Research Tools and Images at:
www.novusbio.com/NBP2-16958

Updated 10/23/2024 v.20.1

Earn rewards for product
reviews and publications.

Submit a publication at www.novusbio.com/publications

Submit a review at www.novusbio.com/reviews/destination/NBP2-16958



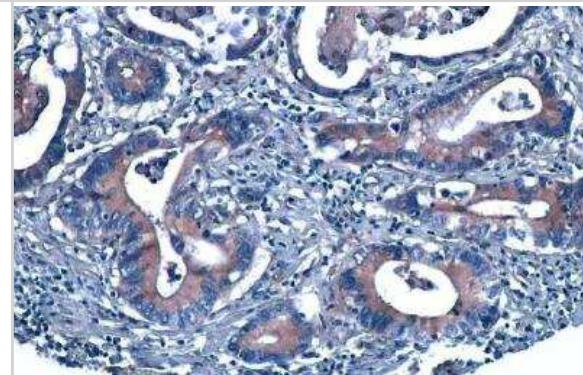
NBP2-16958**CXCL8/IL-8 Antibody**

Product Information	
Unit Size	0.1 ml
Concentration	Concentrations vary lot to lot. See vial label for concentration. If unlisted please contact technical services.
Storage	Aliquot and store at -20C or -80C. Avoid freeze-thaw cycles.
Clonality	Polyclonal
Preservative	0.025% Proclin 300
Isotype	IgG
Purity	Antigen Affinity-purified
Buffer	PBS (pH 7), 20% Glycerol
Target Molecular Weight	11 kDa
Product Description	
Host	Rabbit
Gene ID	3576
Gene Symbol	CXCL8
Species	Human
Reactivity Notes	Use in Rat reported in scientific literature (PMID:33504136). Sheep (81%).
Immunogen	Full length human CXCL8/IL-8 Recombinant protein.
Product Application Details	
Applications	Western Blot, Flow Cytometry, Immunohistochemistry, Immunohistochemistry-Paraffin
Recommended Dilutions	Western Blot 1:500-1:3000, Flow Cytometry Assay dependent, Immunohistochemistry 1:100-1:1000, Immunohistochemistry-Paraffin 1:100-1:1000

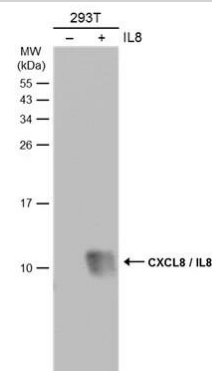


Images

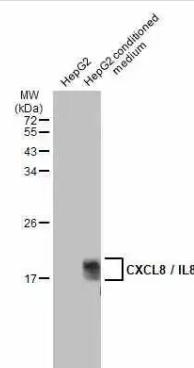
Immunohistochemistry-Paraffin: CXCL8/IL-8 Antibody [NBP2-16958] - Human gastric cancer. CXCL8 / IL8 stained by CXCL8 / IL8 antibody diluted at 1:500. Antigen Retrieval: Citrate buffer, pH 6.0, 15 min.




Western Blot: CXCL8/IL-8 Antibody [NBP2-16958] - Non-transfected (-) and transfected (+) 293T whole cell extracts (30 ug) were separated by 15% SDS-PAGE, and the membrane was blotted with CXCL8/IL-8 antibody (NBP2-16958) diluted at 1:5000. The HRP-conjugated anti-rabbit IgG antibody was used to detect the primary antibody.



Western Blot: CXCL8/IL-8 Antibody [NBP2-16958] - HepG2 whole cell extract and conditioned medium (30 ug) were separated by 15% SDS-PAGE, and the membrane was blotted with CXCL8/IL-8 antibody (NBP2-16958) diluted at 1:1000. The HRP-conjugated anti-rabbit IgG antibody was used to detect the primary antibody.



Western Blot: CXCL8/IL-8 Antibody [NBP2-16958] - Human leukocyte (30 ug) was separated by 15% SDS-PAGE, and the membrane was blotted with CXCL8/IL-8 antibody (NBP2-16958) diluted at 1:500. The HRP-conjugated anti-rabbit IgG antibody was used to detect the primary antibody.



Publications

Danacioglu YO, Erol B, Ozkanli S, et al. Comparison of Intravesical Hyaluronic Acid, Chondroitin Sulfate and Combination of Hyaluronic Acid-Chondroitin Sulfate Therapies in Animal Model of Interstitial Cystitis International neurourology journal 2021-01-19 [PMID: 33504136] (IF/IHC, Rat)

Ahlstrand T, Tuominen H, Beklen A et al. A novel intrinsically disordered outer membrane lipoprotein of *Aggregatibacter actinomycetemcomitans* binds various cytokines and plays a role in biofilm response to interleukin-1beta and interleukin-8. *Virulence* 2017-02-17 [PMID: 27459270]

Bechor S, Zolberg Relevy N, Harari A et al. 9-cis beta-Carotene Increased Cholesterol Efflux to HDL in Macrophages. *Nutrients* 2016-07-19 [PMID: 27447665] (IF/IHC, Human)

Arafa RS, Abdel Haie OM, El-Azab DS et al. Significant hepatic expression of IL-2 and IL-8 in biliary atresia compared with other neonatal cholestatic disorders. *Cytokine*. 2016-03-01 [PMID: 26765485] (IHC-P, Human)





Novus Biologicals USA

10730 E. Briarwood Avenue
Centennial, CO 80112
USA
Phone: 303.730.1950
Toll Free: 1.888.506.6887
Fax: 303.730.1966
nb-customerservice@bio-techne.com

Bio-Techne Canada

21 Canmotor Ave
Toronto, ON M8Z 4E6
Canada
Phone: 905.827.6400
Toll Free: 855.668.8722
Fax: 905.827.6402
canada.inquires@bio-techne.com

Bio-Techne Ltd

19 Barton Lane
Abingdon Science Park
Abingdon, OX14 3NB, United Kingdom
Phone: (44) (0) 1235 529449
Free Phone: 0800 37 34 15
Fax: (44) (0) 1235 533420
info.EMEA@bio-techne.com

General Contact Information

www.novusbio.com
Technical Support: nb-technical@bio-techne.com
Orders: nb-customerservice@bio-techne.com
General: novus@novusbio.com

Products Related to NBP2-16958

HAF008	Goat anti-Rabbit IgG Secondary Antibody [HRP]
NB7160	Goat anti-Rabbit IgG (H+L) Secondary Antibody [HRP]
NBP2-24891	Rabbit IgG Isotype Control
NBP2-34905-5ug	Recombinant Human CXCL8/IL-8 Protein

Limitations

This product is for research use only and is not approved for use in humans or in clinical diagnosis. Primary Antibodies are guaranteed for 1 year from date of receipt.

For more information on our 100% guarantee, please visit www.novusbio.com/guarantee

Earn gift cards/discounts by submitting a review: www.novusbio.com/reviews/submit/NBP2-16958

Earn gift cards/discounts by submitting a publication using this product:
www.novusbio.com/publications

