

Product Datasheet

IL-2 Antibody - BSA Free NBP2-16948

Unit Size: 0.1 ml

Aliquot and store at -20C or -80C. Avoid freeze-thaw cycles.

www.novusbio.com



technical@novusbio.com

Reviews: 1 Publications: 4

Protocols, Publications, Related Products, Reviews, Research Tools and Images at:
www.novusbio.com/NBP2-16948

Updated 9/17/2025 v.20.1

**Earn rewards for product
reviews and publications.**

Submit a publication at www.novusbio.com/publications

Submit a review at www.novusbio.com/reviews/destination/NBP2-16948



NBP2-16948

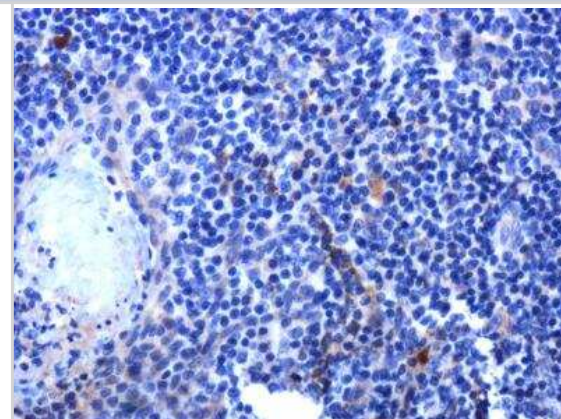
IL-2 Antibody - BSA Free

Product Information	
Unit Size	0.1 ml
Concentration	Concentrations vary lot to lot. See vial label for concentration. If unlisted please contact technical services.
Storage	Aliquot and store at -20C or -80C. Avoid freeze-thaw cycles.
Clonality	Polyclonal
Preservative	0.025% Proclin 300
Isotype	IgG
Purity	Antigen Affinity-purified
Buffer	PBS, 20% Glycerol
Target Molecular Weight	18 kDa
Product Description	
Description	Novus Biologicals Rabbit IL-2 Antibody - BSA Free (NBP2-16948) is a polyclonal antibody validated for use in IHC, WB and Flow. Anti-IL-2 Antibody: Cited in 4 publications. All Novus Biologicals antibodies are covered by our 100% guarantee.
Host	Rabbit
Gene ID	3558
Gene Symbol	IL2
Species	Human, Mouse
Reactivity Notes	Mouse reactivity reported in scientific literature (PMID: 26851347).
Immunogen	Recombinant protein encompassing a sequence within the center region of human IL-2. The exact sequence is proprietary.
Product Application Details	
Applications	Western Blot, Immunohistochemistry-Paraffin, Flow Cytometry, Immunohistochemistry, In-situ Hybridization
Recommended Dilutions	Western Blot 1:500-1:3000, Flow Cytometry Assay dependent, Immunohistochemistry 1:100-1:1000, Immunohistochemistry-Paraffin 1:100-1:1000, In-situ Hybridization Reported in scientific literature (PMID:35083300)

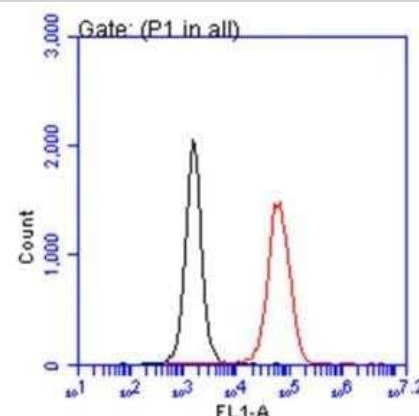


Images

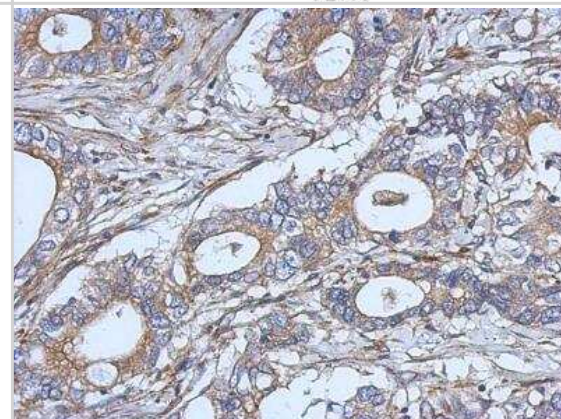
Immunohistochemistry-Paraffin: IL-2 Antibody [NBP2-16948] - Human tonsil. Image from verified customer review.



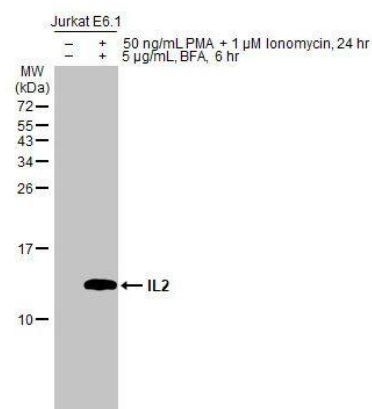
Flow Cytometry: IL-2 Antibody [NBP2-16948] - THP-1 cell. Black: Unlabelled sample was used as a control. Red: IL2 antibody dilution: 1:50. Acquisition of 20,000 events were collected for FACS analysis.



Immunohistochemistry-Paraffin: IL-2 Antibody [NBP2-16948] - Human gastric cancer, using IL2 antibody at 1:500 dilution. Antigen Retrieval: Trilogy™ (EDTA based, pH 8.0) buffer, 15min.



Western Blot: IL-2 Antibody [NBP2-16948] -Untreated (-) and treated (+) Jurkat E6.1 whole cell extracts (30 ug) were separated by 15% SDS-PAGE, and the membrane was blotted with IL2 antibody diluted at 1:500. The HRP-conjugated anti-rabbit IgG antibody (NBP2-19301) was used to detect the primary antibody.



Publications

Zhao RJ, Lee DG, Park CS et al. Acupuncture Inhibits Morphine Induced-Immune Suppress via Antioxidant System Evidence-based complementary and alternative medicine : eCAM 2022-10-22 [PMID: 36317105] (IF/IHC, Rat)

Li Q, Zhang Z, Chen S et al. miR-190a-5p Partially Represses the Abnormal Electrical Activity of SCN3B in Cardiac Arrhythmias by Downregulation of IL-2 Frontiers in cardiovascular medicine 2022-01-10 [PMID: 35083300] (ISH, Human)

Derricott H, Jones RL, Greenwood SL et al. Characterizing Villitis of Unknown Etiology and Inflammation in Stillbirth. The American Journal of Pathology. 2016-04-18 [PMID: 26851347] (IHC-P, Mouse)

Arafa RS, Abdel Haie OM, El-Azab DS et al. Significant hepatic expression of IL-2 and IL-8 in biliary atresia compared with other neonatal cholestatic disorders. Cytokine. 2016-03-01 [PMID: 26765485] (IHC-P, Human)





Novus Biologicals USA

10730 E. Briarwood Avenue
Centennial, CO 80112
USA
Phone: 303.730.1950
Toll Free: 1.888.506.6887
Fax: 303.730.1966
nb-customerservice@bio-techne.com

Bio-Techne Canada

21 Canmotor Ave
Toronto, ON M8Z 4E6
Canada
Phone: 905.827.6400
Toll Free: 855.668.8722
Fax: 905.827.6402
canada.inquires@bio-techne.com

Bio-Techne Ltd

19 Barton Lane
Abingdon Science Park
Abingdon, OX14 3NB, United Kingdom
Phone: (44) (0) 1235 529449
Free Phone: 0800 37 34 15
Fax: (44) (0) 1235 533420
info.EMEA@bio-techne.com

General Contact Information

www.novusbio.com
Technical Support: nb-technical@bio-techne.com
Orders: nb-customerservice@bio-techne.com
General: novus@novusbio.com

Products Related to NBP2-16948

HAF008	Goat anti-Rabbit IgG Secondary Antibody [HRP]
NB7160	Goat anti-Rabbit IgG (H+L) Secondary Antibody [HRP]
NBP2-24891	Rabbit IgG Isotype Control
NBP2-35054-10ug	Recombinant Human IL-2 Protein

Limitations

This product is for research use only and is not approved for use in humans or in clinical diagnosis. Primary Antibodies are guaranteed for 1 year from date of receipt.

For more information on our 100% guarantee, please visit www.novusbio.com/guarantee

Earn gift cards/discounts by submitting a review: www.novusbio.com/reviews/submit/NBP2-16948

Earn gift cards/discounts by submitting a publication using this product:
www.novusbio.com/publications

