

# Product Datasheet

## HLTF Antibody NBP2-16857

Unit Size: 0.1 ml

Aliquot and store at -20C or -80C. Avoid freeze-thaw cycles.

[www.novusbio.com](http://www.novusbio.com)



[technical@novusbio.com](mailto:technical@novusbio.com)

Protocols, Publications, Related Products, Reviews, Research Tools and Images at:  
[www.novusbio.com/NBP2-16857](http://www.novusbio.com/NBP2-16857)

Updated 10/23/2024 v.20.1

Earn rewards for product  
reviews and publications.

Submit a publication at [www.novusbio.com/publications](http://www.novusbio.com/publications)

Submit a review at [www.novusbio.com/reviews/destination/NBP2-16857](http://www.novusbio.com/reviews/destination/NBP2-16857)



**NBP2-16857**

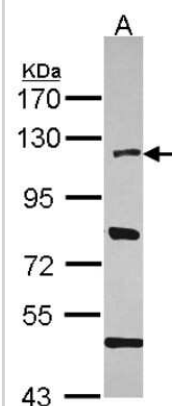
HLTF Antibody

Product Information	
Unit Size	0.1 ml
Concentration	Concentrations vary lot to lot. See vial label for concentration. If unlisted please contact technical services.
Storage	Aliquot and store at -20C or -80C. Avoid freeze-thaw cycles.
Clonality	Polyclonal
Preservative	0.01% Thimerosal
Isotype	IgG
Purity	Antigen Affinity-purified
Buffer	0.1M Tris (pH 7), 0.1M Glycine, 20% Glycerol
Target Molecular Weight	114 kDa
Product Description	
Host	Rabbit
Gene ID	6596
Gene Symbol	HLTF
Species	Human
Immunogen	Recombinant protein encompassing a sequence within the center region of human HLTF. The exact sequence is proprietary.
Product Application Details	
Applications	Western Blot, Immunocytochemistry/ Immunofluorescence, Immunohistochemistry, Immunohistochemistry-Paraffin, Immunoprecipitation
Recommended Dilutions	Western Blot 1:1000-1:10000, Immunohistochemistry 10 - 1:500, Immunocytochemistry/ Immunofluorescence 1:100-1:1000, Immunoprecipitation 1:100-1:500, Immunohistochemistry-Paraffin 1:100-1:1000



## Images

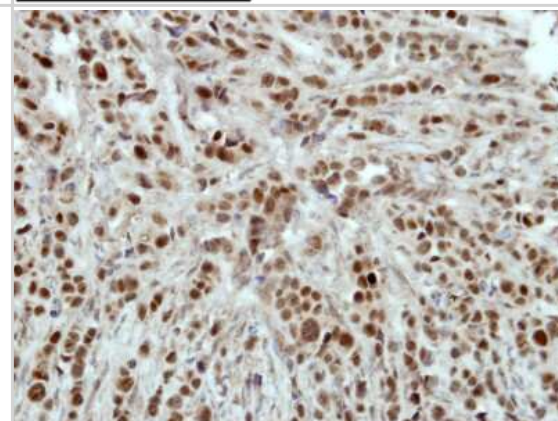
Western Blot: HLTF Antibody [NBP2-16857] - Sample (30 ug of whole cell lysate) A: HeLa 7. 5% SDS PAGE gel, diluted at 1:5000.



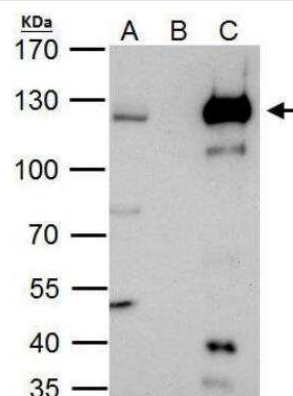
Immunocytochemistry/Immunofluorescence: HLTF Antibody [NBP2-16857] - Immunofluorescence analysis of paraformaldehyde-fixed HeLa, using antibody at 1:500 dilution.



Immunohistochemistry-Paraffin: HLTF Antibody [NBP2-16857] - Immunohistochemical analysis of paraffin-embedded MB157 xenograft, using antibody at 1:500 dilution.



Immunoprecipitation: HLTF Antibody [NBP2-16857] - HLTF antibody immunoprecipitates HLTF protein in IP experiments. IP Sample: HeLa whole cell lysate/extract. A. 40 ug HeLa whole cell lysate/extract. B. Control with 2 ug of preimmune rabbit IgG. C. Immunoprecipitation of HLTF protein by 2 ug of HLTF antibody. 7.5% SDS-PAGE. The immunoprecipitated HLTF protein was detected by HLTF antibody diluted at 1:1000.





### **Novus Biologicals USA**

10730 E. Briarwood Avenue  
Centennial, CO 80112  
USA  
Phone: 303.730.1950  
Toll Free: 1.888.506.6887  
Fax: 303.730.1966  
nb-customerservice@bio-techne.com

### **Bio-Techne Canada**

21 Canmotor Ave  
Toronto, ON M8Z 4E6  
Canada  
Phone: 905.827.6400  
Toll Free: 855.668.8722  
Fax: 905.827.6402  
canada.inquires@bio-techne.com

### **Bio-Techne Ltd**

19 Barton Lane  
Abingdon Science Park  
Abingdon, OX14 3NB, United Kingdom  
Phone: (44) (0) 1235 529449  
Free Phone: 0800 37 34 15  
Fax: (44) (0) 1235 533420  
info.EMEA@bio-techne.com

### **General Contact Information**

www.novusbio.com  
Technical Support: nb-technical@bio-techne.com  
Orders: nb-customerservice@bio-techne.com  
General: novus@novusbio.com

### **Products Related to NBP2-16857**

---

HAF008	Goat anti-Rabbit IgG Secondary Antibody [HRP]
NB7160	Goat anti-Rabbit IgG (H+L) Secondary Antibody [HRP]
NBP2-24891	Rabbit IgG Isotype Control
NBP1-83256PEP	HLTF Recombinant Protein Antigen

---

### **Limitations**

This product is for research use only and is not approved for use in humans or in clinical diagnosis. Primary Antibodies are guaranteed for 1 year from date of receipt.

For more information on our 100% guarantee, please visit [www.novusbio.com/guarantee](http://www.novusbio.com/guarantee)

Earn gift cards/discounts by submitting a review: [www.novusbio.com/reviews/submit/NBP2-16857](http://www.novusbio.com/reviews/submit/NBP2-16857)

Earn gift cards/discounts by submitting a publication using this product:  
[www.novusbio.com/publications](http://www.novusbio.com/publications)

