

Product Datasheet

GPRASP2 Antibody NBP2-16729

Unit Size: 0.1 ml

Aliquot and store at -20C or -80C. Avoid freeze-thaw cycles.

www.novusbio.com



technical@novusbio.com

Protocols, Publications, Related Products, Reviews, Research Tools and Images at:
www.novusbio.com/NBP2-16729

Updated 10/23/2024 v.20.1

Earn rewards for product
reviews and publications.

Submit a publication at www.novusbio.com/publications

Submit a review at www.novusbio.com/reviews/destination/NBP2-16729

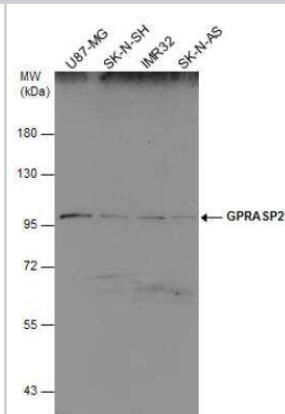


NBP2-16729**GPRASP2 Antibody**

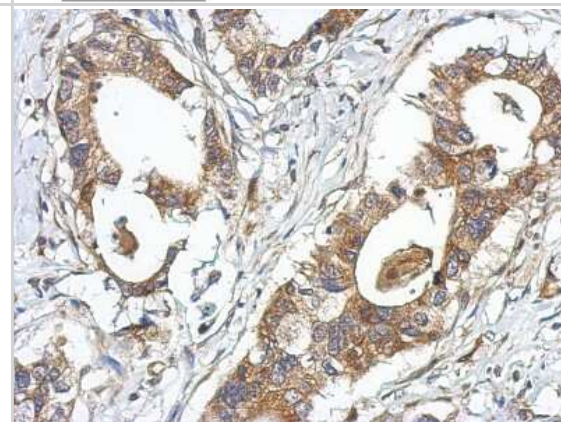
| Product Information | |
|------------------------------------|---|
| Unit Size | 0.1 ml |
| Concentration | Concentrations vary lot to lot. See vial label for concentration. If unlisted please contact technical services. |
| Storage | Aliquot and store at -20C or -80C. Avoid freeze-thaw cycles. |
| Clonality | Polyclonal |
| Preservative | 0.01% Thimerosal |
| Isotype | IgG |
| Purity | Antigen Affinity-purified |
| Buffer | PBS (pH 7), 20% Glycerol, 1% BSA |
| Target Molecular Weight | 94 kDa |
| Product Description | |
| Host | Rabbit |
| Gene ID | 114928 |
| Gene Symbol | GPRASP2 |
| Species | Human |
| Reactivity Notes | Immunogen displays the following percentage of sequence identity for non-tested species: Mouse (88%). |
| Immunogen | Recombinant protein encompassing a sequence within the C-terminus region of human GPRASP2. The exact sequence is proprietary. |
| Product Application Details | |
| Applications | Western Blot, Immunohistochemistry, Immunohistochemistry-Paraffin |
| Recommended Dilutions | Western Blot 1:500-1:3000, Immunohistochemistry 10 - 1:500, Immunohistochemistry-Paraffin 1:100-1:1000 |

Images

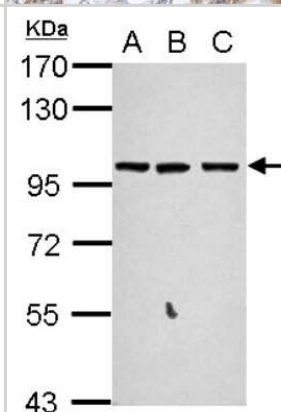
Western Blot: GPRASP2 Antibody [NBP2-16729] - Various whole cell extracts (30 ug) were separated by 7.5% SDS-PAGE, and the membrane was blotted with GPRASP2 antibody diluted at 1:500.



Immunohistochemistry-Paraffin: GPRASP2 Antibody [NBP2-16729] - Immunohistochemical analysis of paraffin-embedded Gastric ca, using antibody at 1:500 dilution.



Western Blot: GPRASP2 Antibody [NBP2-16729] - Sample (30 ug of whole cell lysate) A: A549 B: H1299 C: MCF-7 7.5% SDS PAGE gel, diluted at 1:1000.





Novus Biologicals USA

10730 E. Briarwood Avenue
Centennial, CO 80112
USA
Phone: 303.730.1950
Toll Free: 1.888.506.6887
Fax: 303.730.1966
nb-customerservice@bio-techne.com

Bio-Techne Canada

21 Canmotor Ave
Toronto, ON M8Z 4E6
Canada
Phone: 905.827.6400
Toll Free: 855.668.8722
Fax: 905.827.6402
canada.inquires@bio-techne.com

Bio-Techne Ltd

19 Barton Lane
Abingdon Science Park
Abingdon, OX14 3NB, United Kingdom
Phone: (44) (0) 1235 529449
Free Phone: 0800 37 34 15
Fax: (44) (0) 1235 533420
info.EMEA@bio-techne.com

General Contact Information

www.novusbio.com
Technical Support: nb-technical@bio-techne.com
Orders: nb-customerservice@bio-techne.com
General: novus@novusbio.com

Products Related to NBP2-16729

| | |
|--------------------|---|
| HAF008 | Goat anti-Rabbit IgG Secondary Antibody [HRP] |
| NB7160 | Goat anti-Rabbit IgG (H+L) Secondary Antibody [HRP] |
| NBP2-24891 | Rabbit IgG Isotype Control |
| H00114928-P01-10ug | Recombinant Human GPRASP2 GST (N-Term) Protein |

Limitations

This product is for research use only and is not approved for use in humans or in clinical diagnosis. Primary Antibodies are guaranteed for 1 year from date of receipt.

For more information on our 100% guarantee, please visit www.novusbio.com/guarantee

Earn gift cards/discounts by submitting a review: www.novusbio.com/reviews/submit/NBP2-16729

Earn gift cards/discounts by submitting a publication using this product:
www.novusbio.com/publications

