

Product Datasheet

GATA-4 Antibody NBP2-16613

Unit Size: 0.1 ml

Aliquot and store at -20C or -80C. Avoid freeze-thaw cycles.

www.novusbio.com



technical@novusbio.com

Protocols, Publications, Related Products, Reviews, Research Tools and Images at:
www.novusbio.com/NBP2-16613

Updated 10/23/2024 v.20.1

Earn rewards for product
reviews and publications.

Submit a publication at www.novusbio.com/publications

Submit a review at www.novusbio.com/reviews/destination/NBP2-16613



NBP2-16613**GATA-4 Antibody****Product Information**

Unit Size	0.1 ml
Concentration	Concentrations vary lot to lot. See vial label for concentration. If unlisted please contact technical services.
Storage	Aliquot and store at -20C or -80C. Avoid freeze-thaw cycles.
Clonality	Polyclonal
Preservative	0.025% Proclin 300
Isotype	IgG
Purity	Antigen Affinity-purified
Buffer	PBS, 1% BSA, 20% Glycerol
Target Molecular Weight	45 kDa

Product Description


Host	Rabbit
Gene ID	2626
Gene Symbol	GATA4
Species	Human, Mouse
Reactivity Notes	Xenopus laevis (82%), Chicken (85%), Rat (89%)
Immunogen	Recombinant protein encompassing a sequence within the center region of human GATA-4. The exact sequence is proprietary.

Product Application Details

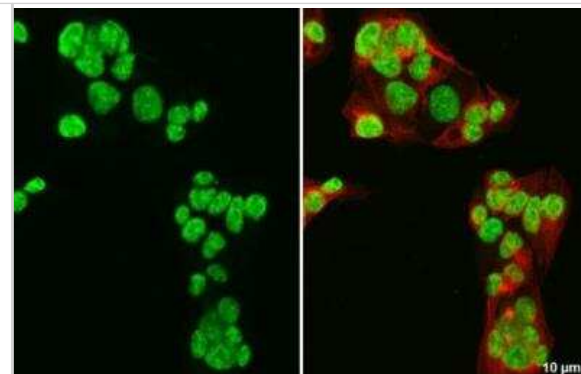
Applications	Western Blot, Immunocytochemistry/ Immunofluorescence, Immunohistochemistry, Immunohistochemistry-Paraffin
Recommended Dilutions	Western Blot 1:500-1:3000, Immunohistochemistry 1:100-1:1000, Immunocytochemistry/ Immunofluorescence 1:100-1:1000, Immunohistochemistry-Paraffin 1:100-1:1000

Images

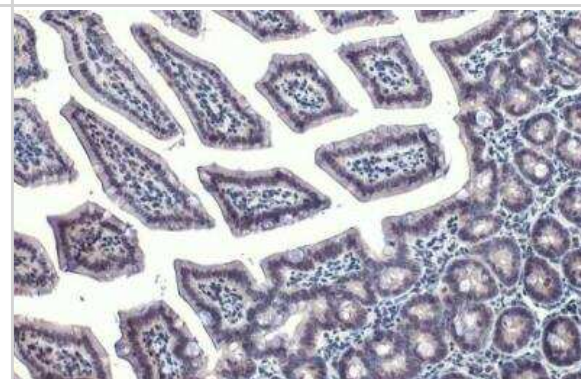
Western Blot: GATA-4 Antibody [NBP2-16613] - Various whole cell extracts (30 ug) were separated by 10% SDS-PAGE, and the membrane was blotted with GATA4 antibody diluted at 1:1000. The HRP-conjugated anti-rabbit IgG antibody (NBP2-19301) was used to detect the primary antibody.



Immunocytochemistry/Immunofluorescence: GATA-4 Antibody [NBP2-16613] - HepG2 cells were fixed in 4% paraformaldehyde at RT for 15 min. Green: GATA4 stained by GATA4 antibody diluted at 1:500. Red: alpha Tubulin, a cytoskeleton marker, stained by alpha Tubulin antibody [114] diluted at 1:1000.



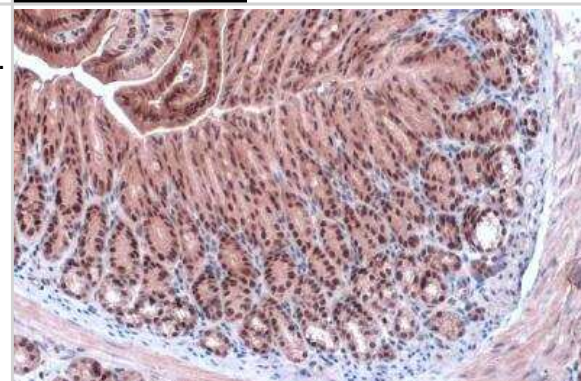
Immunohistochemistry-Paraffin: GATA-4 Antibody [NBP2-16613] - Mouse colon. GATA4 stained by GATA4 antibody diluted at 1:500. Antigen Retrieval: Citrate buffer, pH 6.0, 15 min.



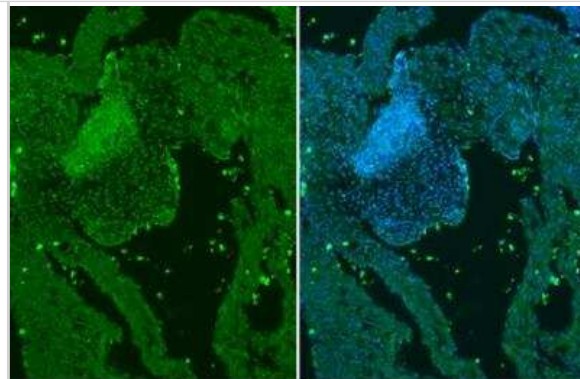
Immunocytochemistry/Immunofluorescence: GATA4 Antibody [NBP2-16613] - Analysis of paraformaldehyde-fixed HeLa, using antibody at 1:500 dilution.



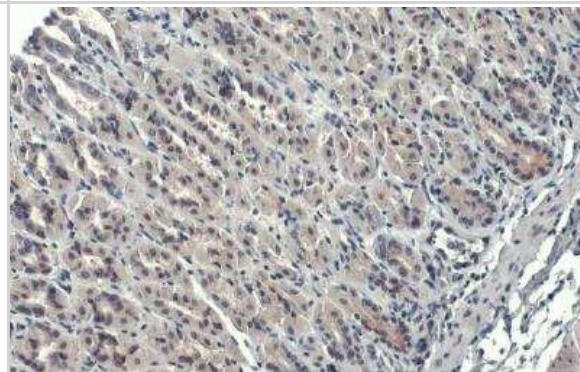
Immunohistochemistry-Paraffin: GATA-4 Antibody [NBP2-16613] - Mouse duodenum. GATA4 stained by GATA4 antibody diluted at 1:1000. Antigen Retrieval: Citrate buffer, pH 6.0, 15 min.



Immunohistochemistry-Paraffin: GATA-4 Antibody [NBP2-16613] - Mouse E13.5 embryo. Green: GATA4 stained by GATA4 antibody diluted at 1:250. Blue: Fluoroshield with DAPI. Antigen Retrieval: Citrate buffer, pH 6.0, 15 min



Immunohistochemistry-Paraffin: GATA-4 Antibody [NBP2-16613] - Mouse stomach. GATA4 stained by GATA4 antibody diluted at 1:500. Antigen Retrieval: Citrate buffer, pH 6.0, 15 min.





Novus Biologicals USA

10730 E. Briarwood Avenue
Centennial, CO 80112
USA
Phone: 303.730.1950
Toll Free: 1.888.506.6887
Fax: 303.730.1966
nb-customerservice@bio-techne.com

Bio-Techne Canada

21 Canmotor Ave
Toronto, ON M8Z 4E6
Canada
Phone: 905.827.6400
Toll Free: 855.668.8722
Fax: 905.827.6402
canada.inquires@bio-techne.com

Bio-Techne Ltd

19 Barton Lane
Abingdon Science Park
Abingdon, OX14 3NB, United Kingdom
Phone: (44) (0) 1235 529449
Free Phone: 0800 37 34 15
Fax: (44) (0) 1235 533420
info.EMEA@bio-techne.com

General Contact Information

www.novusbio.com
Technical Support: nb-technical@bio-techne.com
Orders: nb-customerservice@bio-techne.com
General: novus@novusbio.com

Products Related to NBP2-16613

HAF008	Goat anti-Rabbit IgG Secondary Antibody [HRP]
NB7160	Goat anti-Rabbit IgG (H+L) Secondary Antibody [HRP]
NBP2-24891	Rabbit IgG Isotype Control
H00002626-Q01-10ug	Recombinant Human GATA-4 GST (N-Term) Protein

Limitations

This product is for research use only and is not approved for use in humans or in clinical diagnosis. Primary Antibodies are guaranteed for 1 year from date of receipt.

For more information on our 100% guarantee, please visit www.novusbio.com/guarantee

Earn gift cards/discounts by submitting a review: www.novusbio.com/reviews/submit/NBP2-16613

Earn gift cards/discounts by submitting a publication using this product:
www.novusbio.com/publications

