

Product Datasheet

Fetuin Antibody NBP2-16470

Unit Size: 0.1 ml

Aliquot and store at -20C or -80C. Avoid freeze-thaw cycles.

www.novusbio.com



technical@novusbio.com

Protocols, Publications, Related Products, Reviews, Research Tools and Images at:
www.novusbio.com/NBP2-16470

Updated 10/23/2024 v.20.1

Earn rewards for product
reviews and publications.

Submit a publication at www.novusbio.com/publications

Submit a review at www.novusbio.com/reviews/destination/NBP2-16470



NBP2-16470**Fetuin Antibody****Product Information**

Unit Size	0.1 ml
Concentration	Concentrations vary lot to lot. See vial label for concentration. If unlisted please contact technical services.
Storage	Aliquot and store at -20C or -80C. Avoid freeze-thaw cycles.
Clonality	Polyclonal
Preservative	0.025% Proclin 300
Isotype	IgG
Purity	Antigen Affinity-purified
Buffer	PBS (pH 7), 20% Glycerol
Target Molecular Weight	42 kDa

Product Description

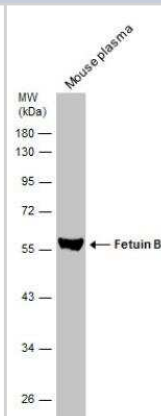
Host	Rabbit
Gene ID	26998
Gene Symbol	FETUB
Species	Human, Mouse, Rat
Immunogen	Recombinant protein encompassing a sequence within the center region of human Fetuin. The exact sequence is proprietary.

Product Application Details

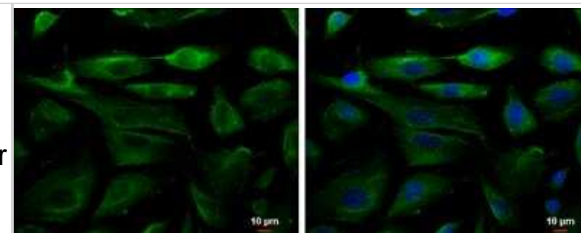
Applications	Western Blot, Immunocytochemistry/ Immunofluorescence, Immunohistochemistry, Immunohistochemistry-Paraffin, Immunoprecipitation
Recommended Dilutions	Western Blot 1:500-1:3000, Immunohistochemistry 10 - 1:500, Immunocytochemistry/ Immunofluorescence 1:100-1:1000, Immunoprecipitation 1:100-1:500, Immunohistochemistry-Paraffin 1:100-1:1000

Images

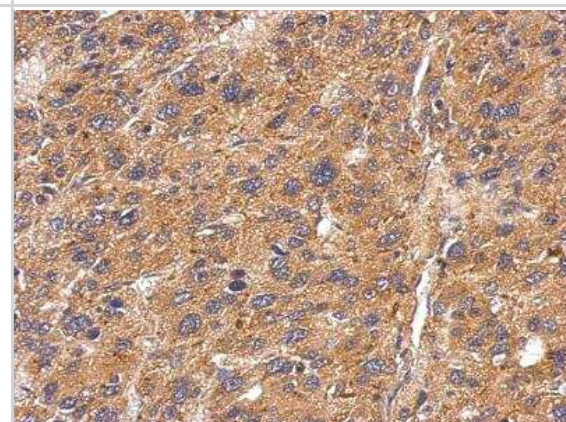
Western Blot: Fetuin Antibody [NBP2-16470] - Mouse tissue extract (50 ug) was separated by 10% SDS-PAGE, and the membrane was blotted with Fetuin antibody diluted at 1:1000. HRP-conjugated anti-rabbit IgG antibody was used to detect the primary antibody.



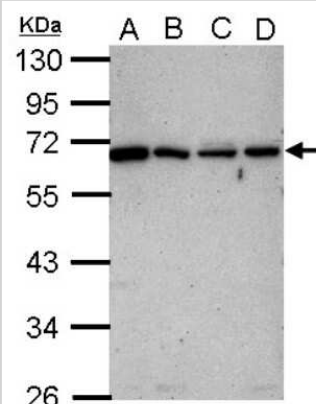
Immunocytochemistry/Immunofluorescence: Fetuin Antibody [NBP2-16470] - Fetuin antibody detects Fetuin protein at cytoplasm by immunofluorescent analysis. Sample: SK-N₂SH cells were fixed in 4% paraformaldehyde at RT for 15 min. Green: Fetuin protein stained by Fetuin antibody diluted at 1:500. Blue: Hoechst 33342 staining. Scale bar = 10 μ m.



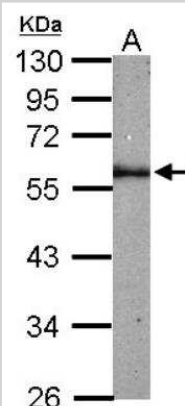
Immunohistochemistry-Paraffin: Fetuin Antibody [NBP2-16470] - Analysis of paraffin-embedded Hepatoma, using antibody at 1:100 dilution.



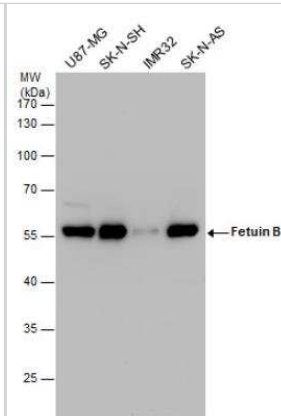
Western Blot: Fetuin Antibody [NBP2-16470] - Sample (30 μ g of whole cell lysate) A: NT2D1 B: PC-3 C: U87-MG D: SK-N₂SH 10% SDS PAGE gel, diluted at 1:1000.




Western Blot: Fetuin Antibody [NBP2-16470] - Sample (50 μ g of whole cell lysate) A: Mouse Kidney, 10% SDS PAGE gel, diluted at 1:1000.



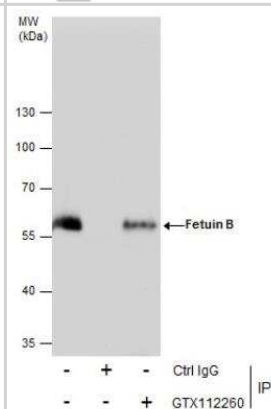
Western Blot: Fetuin Antibody [NBP2-16470] - Fetuin antibody detects Fetuin protein by Western blot analysis. Various whole cell extracts (30 ug) were separated by 10% SDS-PAGE, and the membrane was blotted with Fetuin antibody diluted by 1:1000.



Western Blot: Fetuin Antibody [NBP2-16470] - Rat tissue extract (50 ug) was separated by 10% SDS-PAGE, and the membrane was blotted with Fetuin antibody diluted at 1:1000. HRP-conjugated anti-rabbit IgG antibody was used to detect the primary antibody.



Immunoprecipitation: Fetuin Antibody [NBP2-16470] - Immunoprecipitation of Fetuin protein from SK-N-SH whole cell extracts using 5 ug of Fetuin antibody. Western blot analysis was performed using Fetuin antibody.





Novus Biologicals USA

10730 E. Briarwood Avenue
Centennial, CO 80112
USA
Phone: 303.730.1950
Toll Free: 1.888.506.6887
Fax: 303.730.1966
nb-customerservice@bio-techne.com

Bio-Techne Canada

21 Canmotor Ave
Toronto, ON M8Z 4E6
Canada
Phone: 905.827.6400
Toll Free: 855.668.8722
Fax: 905.827.6402
canada.inquires@bio-techne.com

Bio-Techne Ltd

19 Barton Lane
Abingdon Science Park
Abingdon, OX14 3NB, United Kingdom
Phone: (44) (0) 1235 529449
Free Phone: 0800 37 34 15
Fax: (44) (0) 1235 533420
info.EMEA@bio-techne.com

General Contact Information

www.novusbio.com
Technical Support: nb-technical@bio-techne.com
Orders: nb-customerservice@bio-techne.com
General: novus@novusbio.com

Products Related to NBP2-16470

HAF008	Goat anti-Rabbit IgG Secondary Antibody [HRP]
NB7160	Goat anti-Rabbit IgG (H+L) Secondary Antibody [HRP]
NBP2-24891	Rabbit IgG Isotype Control
H00026998-P01-10ug	Recombinant Human Fetuin GST (N-Term) Protein

Limitations

This product is for research use only and is not approved for use in humans or in clinical diagnosis. Primary Antibodies are guaranteed for 1 year from date of receipt.

For more information on our 100% guarantee, please visit www.novusbio.com/guarantee

Earn gift cards/discounts by submitting a review: www.novusbio.com/reviews/submit/NBP2-16470

Earn gift cards/discounts by submitting a publication using this product:
www.novusbio.com/publications

