

Product Datasheet

DNAJB6 Antibody NBP2-16193

Unit Size: 0.1 ml

Aliquot and store at -20C or -80C. Avoid freeze-thaw cycles.

www.novusbio.com



technical@novusbio.com

Protocols, Publications, Related Products, Reviews, Research Tools and Images at:
www.novusbio.com/NBP2-16193

Updated 10/23/2024 v.20.1

Earn rewards for product
reviews and publications.

Submit a publication at www.novusbio.com/publications

Submit a review at www.novusbio.com/reviews/destination/NBP2-16193



NBP2-16193

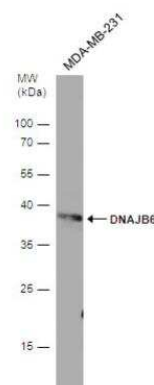
DNAJB6 Antibody

Product Information	
Unit Size	0.1 ml
Concentration	Concentrations vary lot to lot. See vial label for concentration. If unlisted please contact technical services.
Storage	Aliquot and store at -20C or -80C. Avoid freeze-thaw cycles.
Clonality	Polyclonal
Preservative	0.01% Thimerosal
Isotype	IgG
Purity	Antigen Affinity-purified
Buffer	0.1M Tris (pH 7), 0.1M Glycine, 20% Glycerol
Target Molecular Weight	36 kDa
Product Description	
Host	Rabbit
Gene ID	10049
Gene Symbol	DNAJB6
Species	Human
Immunogen	Recombinant protein encompassing a sequence within the center region of human DNAJB6. The exact sequence is proprietary.
Product Application Details	
Applications	Western Blot, Immunocytochemistry/ Immunofluorescence
Recommended Dilutions	Western Blot 1:500-1:3000, Immunocytochemistry/ Immunofluorescence 1:100-1:1000

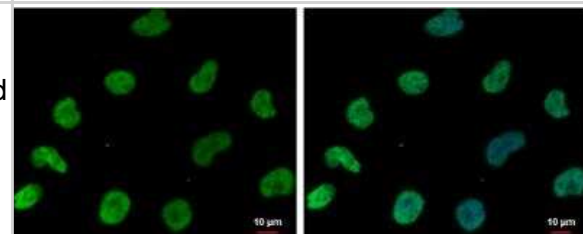


Images

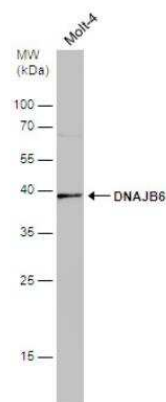
Western Blot: DNAJB6 Antibody [NBP2-16193] - Whole cell extract (30 ug) was separated by 12% SDS-PAGE, and the membrane was blotted with DNAJB6 antibody [N3C3] diluted at 1:500.



Immunocytochemistry/Immunofluorescence: DNAJB6 Antibody [NBP2-16193] - NT2D1 cells were fixed in 4% paraformaldehyde at RT for 15 min. Green: DNAJB6 protein stained by DNAJB6 antibody [N3C3] diluted at 1:500. Blue: Hoechst 33342 staining. Scale bar = 10 um.



Western Blot: DNAJB6 Antibody [NBP2-16193] - Whole cell extract (30 ug) was separated by 12% SDS-PAGE, and the membrane was blotted with DNAJB6 antibody [N3C3] diluted at 1:500.





Novus Biologicals USA

10730 E. Briarwood Avenue
Centennial, CO 80112
USA
Phone: 303.730.1950
Toll Free: 1.888.506.6887
Fax: 303.730.1966
nb-customerservice@bio-techne.com

Bio-Techne Canada

21 Canmotor Ave
Toronto, ON M8Z 4E6
Canada
Phone: 905.827.6400
Toll Free: 855.668.8722
Fax: 905.827.6402
canada.inquires@bio-techne.com

Bio-Techne Ltd

19 Barton Lane
Abingdon Science Park
Abingdon, OX14 3NB, United Kingdom
Phone: (44) (0) 1235 529449
Free Phone: 0800 37 34 15
Fax: (44) (0) 1235 533420
info.EMEA@bio-techne.com

General Contact Information

www.novusbio.com
Technical Support: nb-technical@bio-techne.com
Orders: nb-customerservice@bio-techne.com
General: novus@novusbio.com

Products Related to NBP2-16193

HAF008	Goat anti-Rabbit IgG Secondary Antibody [HRP]
NB7160	Goat anti-Rabbit IgG (H+L) Secondary Antibody [HRP]
NBP2-24891	Rabbit IgG Isotype Control
NBP1-50943-0.01mg	Recombinant Human DNAJB6 His Protein

Limitations

This product is for research use only and is not approved for use in humans or in clinical diagnosis. Primary Antibodies are guaranteed for 1 year from date of receipt.

For more information on our 100% guarantee, please visit www.novusbio.com/guarantee

Earn gift cards/discounts by submitting a review: www.novusbio.com/reviews/submit/NBP2-16193

Earn gift cards/discounts by submitting a publication using this product:
www.novusbio.com/publications

