

Product Datasheet

Arginine decarboxylase Antibody NBP2-15447

Unit Size: 0.1 ml

Aliquot and store at -20C or -80C. Avoid freeze-thaw cycles.

www.novusbio.com



technical@novusbio.com

Protocols, Publications, Related Products, Reviews, Research Tools and Images at:
www.novusbio.com/NBP2-15447

Updated 5/6/2020 v.20.1

Earn rewards for product
reviews and publications.

Submit a publication at www.novusbio.com/publications

Submit a review at www.novusbio.com/reviews/destination/NBP2-15447



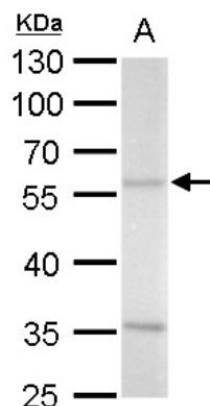
NBP2-15447

Arginine decarboxylase Antibody

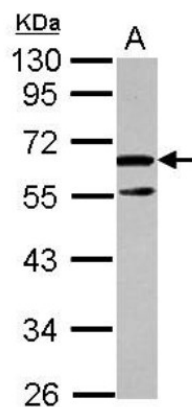
Product Information	
Unit Size	0.1 ml
Concentration	Concentrations vary lot to lot. See vial label for concentration. If unlisted please contact technical services.
Storage	Aliquot and store at -20C or -80C. Avoid freeze-thaw cycles.
Clonality	Polyclonal
Preservative	0.01% Thimerosal
Isotype	IgG
Purity	Immunogen affinity purified
Buffer	PBS (pH 7), 20% Glycerol, 1% BSA
Target Molecular Weight	50 kDa
Product Description	
Host	Rabbit
Gene ID	113451
Gene Symbol	AZIN2
Species	Human
Reactivity Notes	Rhesus Monkey (96%), Mouse (85%), Rat (86%), Dog (88%), Cat (88%), Pig (89%), Rabbit (90%), Sheep (86%), Bovine (86%), Guinea pig (85%).
Immunogen	Recombinant protein encompassing a sequence within the center region of human ADC. The exact sequence is proprietary.
Product Application Details	
Applications	Western Blot
Recommended Dilutions	Western Blot 1:500-1:10000

Images

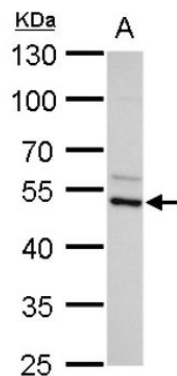
Western Blot: Arginine decarboxylase Antibody [NBP2-15447] - A. 30 ug human normal cerebellar lysate/extract 10 % SDS-PAGE ADC antibody dilution: 1:1500



Western Blot: Arginine decarboxylase Antibody [NBP2-15447] - Sample (30 ug of whole cell lysate) A: U87-MG 10% SDS PAGE gel, diluted at 1:5000.



Western Blot: Arginine decarboxylase Antibody [NBP2-15447] - A. 30 ug SK-N-SH whole cell lysate/extract 10 % SDS-PAGE ADC antibody dilution: 1:5000





Novus Biologicals USA

10730 E. Briarwood Avenue
Centennial, CO 80112
USA
Phone: 303.730.1950
Toll Free: 1.888.506.6887
Fax: 303.730.1966
novus@novusbio.com

Bio-Techne Canada

21 Canmotor Ave
Toronto, ON M8Z 4E6
Canada
Phone: 905.827.6400
Toll Free: 855.668.8722
Fax: 905.827.6402
canada.inquires@bio-techne.com

Bio-Techne Ltd

19 Barton Lane
Abingdon Science Park
Abingdon, OX14 3NB, United Kingdom
Phone: (44) (0) 1235 529449
Free Phone: 0800 37 34 15
Fax: (44) (0) 1235 533420
info.EMEA@bio-techne.com

General Contact Information

www.novusbio.com
Technical Support: technical@novusbio.com
Orders: orders@novusbio.com
General: novus@novusbio.com

Products Related to NBP2-15447

HAF008	Goat anti-Rabbit IgG Secondary Antibody [HRP (Horseradish Peroxidase)]
NB7156	Goat anti-Rabbit IgG (H+L) Secondary Antibody
NBP2-24891	Rabbit IgG Isotype Control
7954-GM-010/CF	GM-CSF [Unconjugated]

Limitations

This product is for research use only and is not approved for use in humans or in clinical diagnosis. Primary Antibodies are guaranteed for 1 year from date of receipt.

For more information on our 100% guarantee, please visit www.novusbio.com/guarantee

Earn gift cards/discounts by submitting a review: www.novusbio.com/reviews/submit/NBP2-15447

Earn gift cards/discounts by submitting a publication using this product:
www.novusbio.com/publications

