

Product Datasheet

ARG2 Antibody - BSA Free

NBP2-15445

Unit Size: 0.1 ml

Aliquot and store at -20C or -80C. Avoid freeze-thaw cycles.

www.novusbio.com



technical@novusbio.com

Protocols, Publications, Related Products, Reviews, Research Tools and Images at:
www.novusbio.com/NBP2-15445

Updated 9/9/2025 v.20.1

Earn rewards for product
reviews and publications.

Submit a publication at www.novusbio.com/publications

Submit a review at www.novusbio.com/reviews/destination/NBP2-15445



NBP2-15445

ARG2 Antibody - BSA Free

Product Information

| | |
|--------------------------------|--|
| Unit Size | 0.1 ml |
| Concentration | Concentrations vary lot to lot. See vial label for concentration. If unlisted please contact technical services. |
| Storage | Aliquot and store at -20C or -80C. Avoid freeze-thaw cycles. |
| Clonality | Polyclonal |
| Preservative | 0.01% Thimerosal |
| Isotype | IgG |
| Purity | Antigen Affinity-purified |
| Buffer | PBS (pH 7), 20% Glycerol |
| Target Molecular Weight | 39 kDa |

Product Description

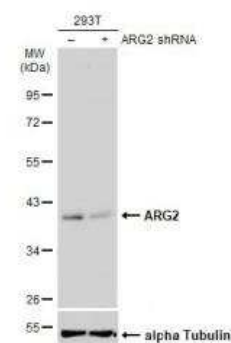
| | |
|-------------------------|--|
| Description | Novus Biologicals Rabbit ARG2 Antibody - BSA Free (NBP2-15445) is a polyclonal antibody validated for use in IHC, WB and ICC/IF. All Novus Biologicals antibodies are covered by our 100% guarantee. |
| Host | Rabbit |
| Gene ID | 384 |
| Gene Symbol | ARG2 |
| Species | Human, Mouse, Rat |
| Reactivity Notes | Immunogen displays the following percentage of sequence identity for non-tested species: Dog (83%), Rabbit (88%), Chicken (81%). |
| Immunogen | Recombinant protein encompassing a sequence within the center region of human ARG2. The exact sequence is proprietary. |

Product Application Details

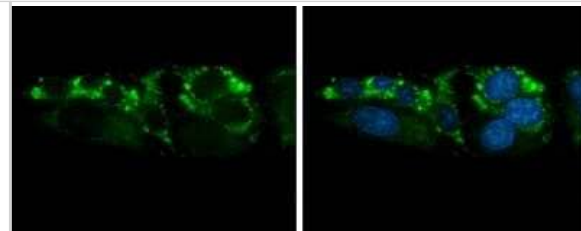
| | |
|------------------------------|--|
| Applications | Western Blot, Immunohistochemistry-Paraffin, Immunocytochemistry/Immunofluorescence, Immunohistochemistry |
| Recommended Dilutions | Western Blot 1:500-1:3000, Immunohistochemistry, Immunocytochemistry/Immunofluorescence 1:100-1:1000, Immunohistochemistry-Paraffin 1:100-1:1000 |

Images

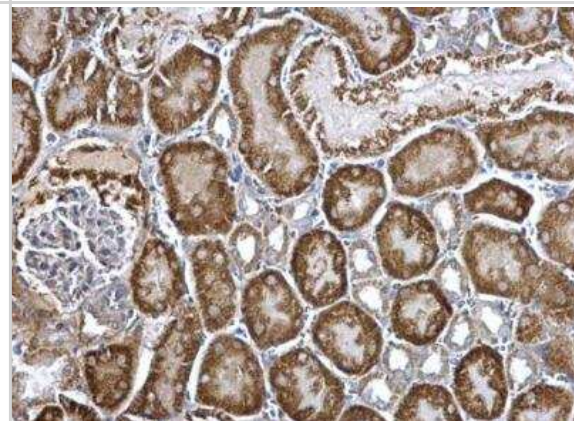
Western Blot: ARG2 Antibody [NBP2-15445] - Non-transfected (-) and transfected (+) 293T whole cell extracts (50 ug) were separated by 10% SDS-PAGE, and the membrane was blotted with ARG2 antibody diluted at 1:2000. HRP-conjugated anti-rabbit IgG antibody was used to detect the primary antibody.



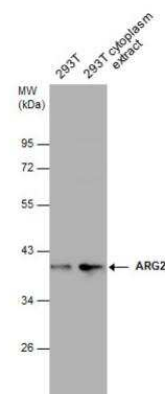
Immunocytochemistry/Immunofluorescence: ARG2 Antibody [NBP2-15445] - HepG2 cells were fixed in ice-cold MeOH for 5 min. Green: ARG2 protein stained by ARG2 antibody diluted at 1:500. Blue: Hoechst 33342 staining.



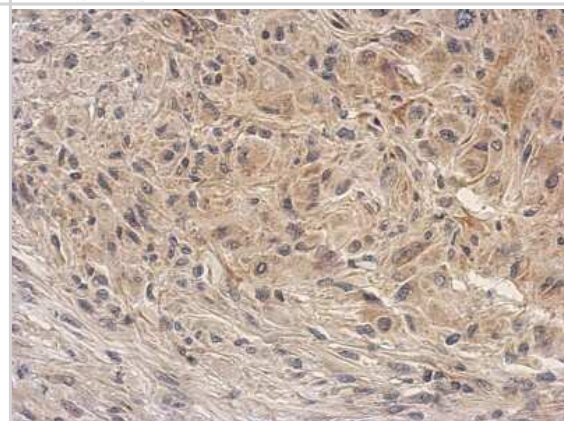
Immunohistochemistry-Paraffin: ARG2 Antibody [NBP2-15445] - Paraffin-embedded mouse kidney. ARG2 antibody dilution: 1:500.



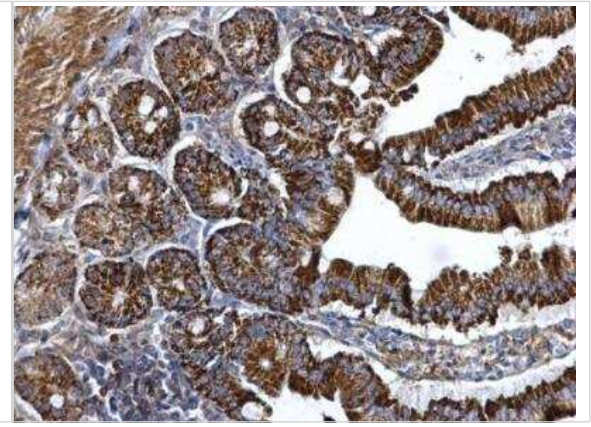
Western Blot: ARG2 Antibody [NBP2-15445] - 293T whole cell and cytoplasm extracts (30 ug) were separated by 10% SDS-PAGE, and the membrane was blotted with ARG2 antibody diluted at 1:1000.



Immunohistochemistry-Paraffin: ARG2 Antibody [NBP2-15445] - Immunohistochemical analysis of paraffin-embedded U373 xenograft, using antibody at 1:500 dilution.



Immunohistochemistry-Paraffin: ARG2 Antibody [NBP2-15445] -
Paraffin-embedded mouse duodenum. ARG2 antibody dilution: 1:500.





Novus Biologicals USA

10730 E. Briarwood Avenue
Centennial, CO 80112
USA
Phone: 303.730.1950
Toll Free: 1.888.506.6887
Fax: 303.730.1966
nb-customerservice@bio-techne.com

Bio-Techne Canada

21 Canmotor Ave
Toronto, ON M8Z 4E6
Canada
Phone: 905.827.6400
Toll Free: 855.668.8722
Fax: 905.827.6402
canada.inquires@bio-techne.com

Bio-Techne Ltd

19 Barton Lane
Abingdon Science Park
Abingdon, OX14 3NB, United Kingdom
Phone: (44) (0) 1235 529449
Free Phone: 0800 37 34 15
Fax: (44) (0) 1235 533420
info.EMEA@bio-techne.com

General Contact Information

www.novusbio.com
Technical Support: nb-technical@bio-techne.com
Orders: nb-customerservice@bio-techne.com
General: novus@novusbio.com

Products Related to NBP2-15445

| | |
|-------------------|---|
| HAF008 | Goat anti-Rabbit IgG Secondary Antibody [HRP] |
| NB7160 | Goat anti-Rabbit IgG (H+L) Secondary Antibody [HRP] |
| NBP2-24891 | Rabbit IgG Isotype Control |
| NBP1-45256-0.25mg | Recombinant Human ARG2 His Protein |

Limitations

This product is for research use only and is not approved for use in humans or in clinical diagnosis. Primary Antibodies are guaranteed for 1 year from date of receipt.

For more information on our 100% guarantee, please visit www.novusbio.com/guarantee

Earn gift cards/discounts by submitting a review: www.novusbio.com/reviews/submit/NBP2-15445

Earn gift cards/discounts by submitting a publication using this product:
www.novusbio.com/publications

