

# Product Datasheet

## Angiopoietin-like Protein 3/ANGPTL3 Antibody - Azide and BSA Free NBP2-15390

Unit Size: 0.1 ml

Aliquot and store at -20C or -80C. Avoid freeze-thaw cycles.

[www.novusbio.com](http://www.novusbio.com)



[technical@novusbio.com](mailto:technical@novusbio.com)

Protocols, Publications, Related Products, Reviews, Research Tools and Images at:  
[www.novusbio.com/NBP2-15390](http://www.novusbio.com/NBP2-15390)

Updated 9/9/2025 v.20.1

Earn rewards for product reviews and publications.

Submit a publication at [www.novusbio.com/publications](http://www.novusbio.com/publications)

Submit a review at [www.novusbio.com/reviews/destination/NBP2-15390](http://www.novusbio.com/reviews/destination/NBP2-15390)



**NBP2-15390**

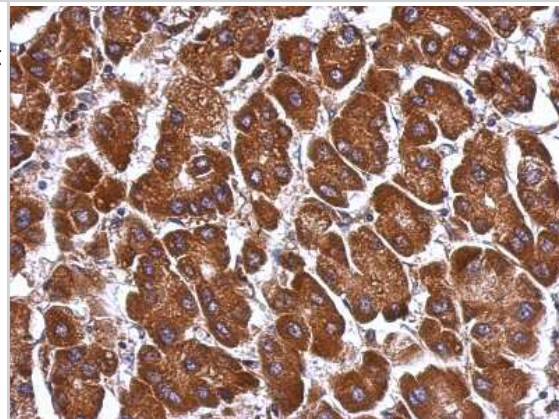
Angiopoietin-like Protein 3/ANGPTL3 Antibody - Azide and BSA Free

Product Information	
Unit Size	0.1 ml
Concentration	Concentrations vary lot to lot. See vial label for concentration. If unlisted please contact technical services.
Storage	Aliquot and store at -20C or -80C. Avoid freeze-thaw cycles.
Clonality	Polyclonal
Preservative	No Preservative
Isotype	IgG
Purity	Antigen Affinity-purified
Buffer	PBS
Target Molecular Weight	54 kDa
Product Description	
Description	Novus Biologicals Rabbit Angiopoietin-like Protein 3/ANGPTL3 Antibody - Azide and BSA Free (NBP2-15390) is a polyclonal antibody validated for use in IHC and WB. All Novus Biologicals antibodies are covered by our 100% guarantee.
Host	Rabbit
Gene ID	27329
Gene Symbol	ANGPTL3
Species	Human
Reactivity Notes	Mouse (80%), Rat (80%), Pig (85%), Bovine (86%).
Immunogen	Recombinant protein encompassing a sequence within the center region of human Angiopoietin-like Protein 3/ANGPTL3. The exact sequence is proprietary.
Product Application Details	
Applications	Western Blot, Immunohistochemistry-Paraffin, Immunohistochemistry
Recommended Dilutions	Western Blot 1:500-1:3000, Immunohistochemistry 1:100-1:1000, Immunohistochemistry-Paraffin 1:100-1:1000

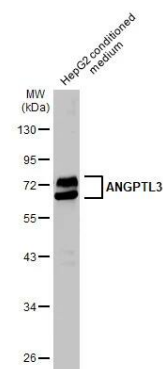


## Images

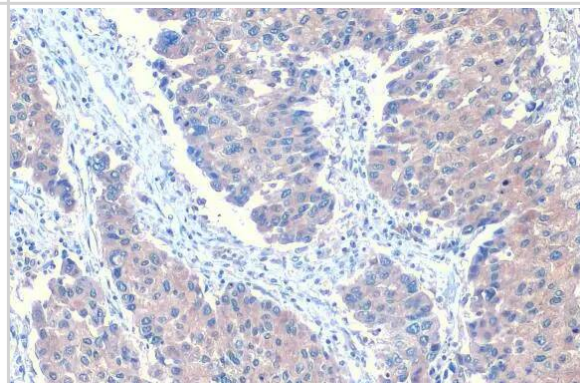
Immunohistochemistry-Paraffin: Angiopoietin-like Protein 3/ANGPTL3 Antibody [NBP2-15390] - Human hepatoma, using ANGPTL3 antibody at 1:500 dilution. Antigen Retrieval: Trilogy™ (EDTA based, pH 8.0) buffer, 15min.



Western Blot: Angiopoietin-like Protein 3/ANGPTL3 Antibody [NBP2-15390] - HepG2 whole cell extract and conditioned medium (30 ug) was separated by 10% SDS-PAGE, and the membrane was blotted with Angiopoietin-like Protein 3/ANGPTL3 antibody (NBP2-15390) diluted at 1:500. The HRP-conjugated anti-rabbit IgG antibody was used to detect the primary antibody.



Immunohistochemistry-Paraffin: Angiopoietin-like Protein 3/ANGPTL3 Antibody [NBP2-15390] - Angiopoietin-like Protein 3/ANGPTL3 antibody detects Angiopoietin-like Protein 3/ANGPTL3 protein at cytoplasm by immunohistochemical analysis. Sample: Paraffin-embedded human hepatocellular carcinoma. Angiopoietin-like Protein 3/ANGPTL3 stained by Angiopoietin-like Protein 3/ANGPTL3 antibody (NBP2-15390) diluted at 1:500. Antigen Retrieval: Citrate buffer, pH 6.0, 15 min





### **Novus Biologicals USA**

10730 E. Briarwood Avenue  
Centennial, CO 80112  
USA  
Phone: 303.730.1950  
Toll Free: 1.888.506.6887  
Fax: 303.730.1966  
nb-customerservice@bio-techne.com

### **Bio-Techne Canada**

21 Canmotor Ave  
Toronto, ON M8Z 4E6  
Canada  
Phone: 905.827.6400  
Toll Free: 855.668.8722  
Fax: 905.827.6402  
canada.inquires@bio-techne.com

### **Bio-Techne Ltd**

19 Barton Lane  
Abingdon Science Park  
Abingdon, OX14 3NB, United Kingdom  
Phone: (44) (0) 1235 529449  
Free Phone: 0800 37 34 15  
Fax: (44) (0) 1235 533420  
info.EMEA@bio-techne.com

### **General Contact Information**

www.novusbio.com  
Technical Support: nb-technical@bio-  
techne.com  
Orders: nb-customerservice@bio-techne.com  
General: novus@novusbio.com

### **Products Related to NBP2-15390**

---

HAF008	Goat anti-Rabbit IgG Secondary Antibody [HRP]
NB7160	Goat anti-Rabbit IgG (H+L) Secondary Antibody [HRP]
NBP2-24891	Rabbit IgG Isotype Control
DANG20	Angiopoietin-2 [HRP]

---

### **Limitations**

This product is for research use only and is not approved for use in humans or in clinical diagnosis. Primary Antibodies are guaranteed for 1 year from date of receipt.

For more information on our 100% guarantee, please visit [www.novusbio.com/guarantee](http://www.novusbio.com/guarantee)

Earn gift cards/discounts by submitting a review: [www.novusbio.com/reviews/submit/NBP2-15390](http://www.novusbio.com/reviews/submit/NBP2-15390)

Earn gift cards/discounts by submitting a publication using this product:  
[www.novusbio.com/publications](http://www.novusbio.com/publications)

